

AKC® Herding Regulations

Amended to April 12, 2016

Published by The American Kennel Club



AMERICAN
KENNEL CLUB®

THE AMERICAN KENNEL CLUB'S MISSION STATEMENT

The American Kennel Club is dedicated to upholding the integrity of its Registry, promoting the sport of purebred dogs and breeding for type and function. Founded in 1884, the AKC and its affiliated organizations advocate for the purebred dog as a family companion, advance canine health and well-being, work to protect the rights of all dog owners and promote responsible dog ownership.

THE AMERICAN KENNEL CLUB:

- Records the parentage of dogs, but is not itself involved in the sale of dogs and cannot therefore guarantee the health and quality of dogs in its registry.
- Sponsors more than 15,000 dog competitions each year held by licensed and member clubs. Only dog clubs may be AKC members.

AKC Performance Events

Customer Service Representatives	919-816-3908
Fax	919-816-3905
Email	herding@akc.org

Herding Information: www.akc.org/events/herding

Notice:

The *italicized* portions of these regulations are generally intended as explanations.

TABLE OF CONTENTS

CHAPTER I	General Regulations	3
Section 1	Purpose	3
Section 2	Herding Tests and Herding Trials Defined	3
Section 3	Eligibility of Dogs.	4
Section 4	Eligibility to Hold Herding Tests and Herding Trials	5
Section 5	Making Application	5
Section 6	Herding Secretary and Herding Chairperson	7
Section 7	Appointment of Herding Committee . . .	7
Section 8	Veterinarian	8
Section 9	Declining Entries	8
Section 10	Ribbons and Rosettes	8
Section 11	Risk	9
Section 12	Premium Lists	10
Section 13	Closing of Entries	11
Section 14	Drawing for Running Order.	12
Section 15	Test and Trial Program	13
Section 16	Recording Fees	13
Section 17	Submission of Records and Catalog Preparation	13
Section 18	Cancellations of Awards	14
Section 19	Protests Against Dogs.	15
Section 20	Disturbances.	16
Section 21	Discipline and Registration Rules. . . .	16
Section 22	Absences, Retirements, Removals, Excusals, Disqualifications and Re-Evaluations	16
Section 23	Exercise of Judgment, Committees and Judges	18
CHAPTER II	Regulations Applying to Both Herding Tests and Trials.	18
Section 1	Judges	19
Section 2	Judge's Assistants and Apprentices . . .	20
Section 3	Judge's and Herding Committee's Responsibilities	20
Section 4	Number of Dogs that can be Judged. . .	21
Section 5	Judging Restrictions and Eligibility. . .	21
Section 6	Interference and Double Handling . . .	22
Section 7	Qualifications	22
Section 8	Rejudging	22
Section 9	Equipment	22
Section 10	Scoring and Move-Ups	23
Section 11	Livestock	23
Section 12	Fencing	25
CHAPTER III	Herding Tests	25
Section 1	Scoring, Announcement of Scores	25
Section 2	Test Arena Conditions, Dimensions and Fencing	25
Section 3	Livestock Requirements.	26

Section 4	Qualifications	26
Section 5	Instinct Test Certificate	26
Section 6.	Instinct Test Description & Test Elements	27
Section 7	Herding Tested (HT) Title	27
Section 8	Herding Test, Description and Test Elements	27
Section 9	Pre-Trial Tested (PT) Title	29
Section 10	Pre-Trial Course Requirements	29
Section 11	Pre-Trial Test, Description and Test Elements	29
CHAPTER IV Herding Trials.....		32
Section 1	Trials Levels	32
Section 2	Qualifying Scores	32
Section 3	Herding Trial Titles	32
Section 4.	Herding Champion	33
Section 5	Trial Field Conditions, Cancellations ...	35
Section 6	Courses.....	35
Section 7	Livestock Requirements	35
Section 8	General Course Requirements	35
Section 9	Ties	35
CHAPTER V Course A.....		36
Section 1	Course A	36
Section 2	Course Layout	36
Section 3	Levels	40
Section 4	Judging Course A	46
CHAPTER VI Course B.....		48
Section 1	Course B	48
Section 2	Course Layout	50
Section 3	Levels	52
Section 4	Judging Course B.....	58
CHAPTER VII Course C.....		61
Section 1	Course C	61
Section 2	Course Layout	62
Section 3	Levels.....	66
Section 4	Judging Course C.....	69
CHAPTER VIII Farm Dog Certified (FDC) Test Regulations		72
Section 1	Purpose.....	72
Section 2	Regulations	72
Section 3	The FDC Test	72
Section 4.	Eligibility of Dogs to Enter FDC Test .	72
Section 5	Clubs That May Hold FDC Tests	72
Section 6	Ribbons and Rosettes	73
Section 7	Close of Entries for FDC Test	73
Section 8	FDC Test Course/Equipment	73
Section 9	Submission of Results	73
Section 10	Title	73
GLOSSARY OF HERDING TERMS		74

CHAPTER I

GENERAL REGULATIONS

Wherever the word "dog" is used in these Regulations it includes both sexes.

Section 1. Purpose. The purpose of noncompetitive herding tests is to offer herding breed owners a standardized gauge by which a dog's basic instinct and trainability are measured.

The purpose of the competitive herding trial program is to preserve and develop the herding skills inherent in the herding breeds and to demonstrate that they can perform the useful functions for which they were originally bred. Although herding trials are artificial simulations of pastoral or farm situations, they are standardized tests to measure and develop the characteristics of the herding breeds.

Dogs must have training and prior exposure to livestock before being entered in tests or trials. Both parent and local clubs should provide opportunities for such training and exposure.

A dog is not required to work in any particular style. A dog may compete on whichever course its handler chooses.

Herding tests and trials are sports and all participants should be guided by the principles of good sportsmanship both in and outside of the test and trial arenas.

Section 2. Herding Tests and Herding Trials Defined. A MEMBER HERDING TEST is a test at which qualifying scores toward titles are awarded, given by a club or association which is a member of The American Kennel Club.

A MEMBER HERDING TRIAL is a herding trial at which qualifying scores and championship points toward titles are awarded, given by a club or association which is a member of The American Kennel Club.

A LICENSED HERDING TEST is a herding test at which qualifying scores toward titles are awarded, given by a club or association which is not a member of The American Kennel Club, but which has been licensed by The American Kennel Club to give the specific herding test designated in the license.

A LICENSED HERDING TRIAL is a herding trial at which qualifying scores and championship points toward titles are awarded, given by a club or association which is not a member of The American Kennel Club, but which has been especially licensed by The American Kennel Club to give the specific herding trial designated in the license.

SANCTIONED HERDING TESTS and Trials are informal herding events at which dogs may participate,

Chapter 1, Section 2

but not for championship points or qualifying scores toward titles, held by a club or association by obtaining the sanction of The American Kennel Club.

Section 3. Eligibility of Dogs. All dogs nine (9) months of age or older from breeds accepted into the herding program that are registered with The American Kennel Club are eligible to participate in herding tests and trials. However, dogs may enter an Instinct test at six months of age.

All dogs nine (9) months of age or older that are enrolled in the AKC Foundation Stock Services (FSS) program and are from breeds accepted into the herding program are eligible to participate in herding tests and trials. FSS breeds may earn suffix titles only.

All dogs nine (9) months of age or older from the breeds accepted into the herding program that are enrolled in the Purebred Alternative Listing (PAL) program – formerly known as the ILP program – are eligible to participate in herding tests and trials.

For a complete listing of the breeds eligible to participate in the AKC herding program, please visit the AKC website at www.akc.org/events/herding/eligible-breeds/.

All the Rules Applying to Registration and Discipline where applicable, shall govern the conduct of herding tests and trials, and shall apply to all persons and dogs participating in them except as the Herding Regulations may provide otherwise.

There is no prerequisite for entry in a Pre-Trial Test or any trial level. If a dog is entered in both a test level and a trial level at a single event and qualifies in the trial level, it may run in the test level(s) at the handler's option, but the entry fee shall not be refunded if it is scratched from the test level(s). If a dog qualifies in a test level and attains the second leg toward a test title, a test certificate and title will be issued provided the dog is otherwise eligible, but the dog is no longer eligible for entry in a test level as the result of qualifying in the trial level. A dog may enter a class (level-course-stock) only once per event.

Spayed bitches, castrated dogs, monorchid or cryptorchid males, dogs with Limited Registration or Conditional Registration and dogs that have faults which would disqualify them under their breed standards may participate in tests and trials, if otherwise eligible under these Regulations.

Dogs disfigured as the result of an accident but otherwise qualified shall be eligible, provided the disfigurement does not interfere with functional movement.

Injured/Physically Ineligible Dogs. Dogs that are lame, blind or deaf shall not be permitted to participate. Lame means any derangement of normal movement, disabled or with impaired freedom of movement. Blind means without useful vision, and deaf means without useful hearing. Dogs wearing bandages or with stitches

or open sores shall not be permitted to participate in herding tests or trials.

It is the Event Committee's responsibility to determine if a dog is injured or otherwise physically ineligible to participate. If a handler claims a dog is injured, the Event Committee may require a certificate from a veterinarian. If the Event Committee determines a dog is injured/physically ineligible to participate, the entry fee must be refunded in total.

Special Training devices that are used to control and train dogs, including but not limited to, collars with prongs, electronic collars used with transmitters, muzzles and head collars may not be used on dogs at AKC events.

When foxtails, cactus, sticktights, etc., would cause injury to a dog working in the field, a Judge may permit the dog to wear protective footwear. The Judge must inspect the dog's feet immediately prior to the run, to confirm that the footwear is not covering a previous injury. Any field which is used under these conditions, will be subject to review prior to approval for additional herding events.

Bitches in season shall be eligible and will run at the end of the level in tests and in catalog order as listed in the level in trials. Bitches which appear to be heavily in whelp and unfit to participate are to be removed by the Judge for their safety and health.

No dog shall be eligible to participate and no dog shall be brought onto the grounds or premises of any event, and any dog which may have been brought into the grounds or premises shall immediately be removed, if it:

- a) shows clinical symptoms of distemper, infectious hepatitis, leptospirosis or other communicable disease, or
- b) is known to have been in contact with distemper, infectious hepatitis, leptospirosis or other communicable disease within thirty days prior to the opening of the event, or
- c) has been kenneled within thirty days prior to the opening of the event on premises on which there existed distemper, infectious hepatitis, leptospirosis or other communicable disease..

Section 4. Eligibility to Hold Herding Tests and Herding Trials. The Board of Directors of the American Kennel Club may, in its discretion, grant permission to clubs or associations to hold herding tests and/or herding trials, which shall be governed by such Regulations as from time to time, shall be determined by the Board of Directors.

Section 5. Making Application. A club or association that meets the requirements of The American Kennel Club and wishes to hold a herding test or trial at which titles may be earned, must make application to The American Kennel Club on the form provided

Chapter 1, Section 5

for permission to hold the event. The application fee (indicated on the application form) must accompany each application. Application fees are per event. If circumstances prior to the first day of an event require a club to cancel the event, or to change the approved location, the event-giving club must notify AKC, in advance if possible.

Clubs may apply to AKC and be approved for:

- A. One day event, or
- B. Multiple day event.
- C. Multiple events per day.

It shall be noted on the first page of the premium list when option B is in effect. When multiple days are combined into one event, there is one High in Trial, one Reserve High in Trial, one set of trophies, move-ups are not permitted, and a second entry under the same Judge/level/and livestock cannot be accepted. Alternates must be run on the same day as the absentee occurs.

Herding tests and/or trials shall be open to all eligible breeds except that a specialty club formed for any one of the eligible breeds may be approved to hold a herding event in which only that breed may participate. When a specialty club elects to restrict entry to its own breed, the premium list must specify that the event is open only to that breed.

Specialty clubs may hold events limited to “associated breeds” on a special request basis. Associated breeds for this purpose are those breeds with a common heritage. An event specific request must be submitted to the Performance Events Department explaining the reasoning (email: Herding@akc.org). These requests will be considered on a case-by-case basis. Once approved the premium list must specify the breeds eligible to participate in the event.

Applications for licensed and member club herding tests and/or herding trials must be received by AKC at least three (3) months prior to the closing date. Herding clubs will be permitted to hold up to 10 licensed trials during a calendar year. A club may hold as many Herding Tests as it desires.

Each club holding a member or licensed event must develop a detailed Disaster and Emergency Plan for the Event. The plan form must be submitted to AKC’s Performance Events department prior to the actual start date of the event and will be considered as part of the event application.

A club may be approved to hold a herding test and/or herding trial on the same day provided that the total number of livestock available meets the requirements for both events. If the anticipated combined entry numbers more than fifty (50) dogs, the club must provide a separate judge for the test and/or trial.

A club or association that meets all of the requirements of The American Kennel Club may be approved to hold a

sanctioned herding test and/or trial by applying on a form provided by The American Kennel Club, and paying (as noted on the application form) an application fee. Sanctioned test and trial applications must be filed with AKC at least four weeks prior to the date(s) of the event(s).

Advertising. Clubs may only advertise corresponding dates, locations and stakes plus club contact information prior to an event receiving AKC approval. Clubs may not advertise an event prior to AKC approval if the dates or locations differ from the previous year's corresponding event. Premium lists cannot be made available nor can entries be accepted until the event and judges panel has been approved by the AKC.

All of these Regulations shall govern AKC sanctioned herding events except those which specifically state that they apply to member or licensed herding events.

Section 6. Herding Secretary and Herding Chairperson. A club holding a herding test and/or trial must name a Herding Secretary and a Herding Chairperson. The Chairperson must be a member of the club, and shall not be designated as Secretary.

The premium list for a licensed or member club test or trial shall designate the Herding Secretary as receiving entries.

The Herding Secretary and Chairperson shall be ineligible to judge any event at which they act in these official capacities, but members of their families are eligible to judge or enter such events. A Herding Secretary may enter dogs at Herding Test or Trial if allowed by the host club.

Section 7. Appointment of Herding Committee. A club or association that has been granted permission by The American Kennel Club to hold a herding test and/or trial must appoint a Herding Committee which will have complete responsibility for the planning and conduct of the event. This Committee shall be comprised of at least five club members (including the Chairperson) and shall ensure the safe, efficient and orderly conduct of the event. The Committee must have on hand on the day of the event, assistants and materials sufficient to efficiently make any repairs needed to the fencing and equipment and must ensure that the arena is free of dangerous material or conditions.

The Herding Committee shall be held responsible for compliance with all of the Herding Regulations except for those coming under the sole jurisdiction of the Judges and must provide themselves with copies of the latest edition of this book.

When a dog is seriously injured or dies in connection with an event, the Event Committee must conduct a preliminary investigation to determine if negligence or

Chapter 1, Section 7

the willful conduct of an individual caused the injury or death. If the preliminary investigation determines that there was no negligence or willful conduct causing the injury or death, then a written report of the findings of the preliminary investigation must be submitted to the AKC (Attn: Executive Secretary), 260 Madison Avenue, Fourth Floor, New York, NY 10016 within five (5) days. If the Event Committee determines that negligence or willful conduct may have caused the death or serious injury, the Event Committee must hold an Event Hearing.

The Herding Committee of a club holding a licensed or member trial shall have the authority to decide upon any matter arising during the running of the trial except a matter coming within the jurisdiction of the Judges, but such committee decisions must be made in accord with these herding regulations.

Herding committees may make such regulations or additional rules for the governance of their trials as shall be considered necessary, provided such regulations or additional rules do not conflict with any rule, regulation or policy of the American Kennel Club. Such regulations or additional rules shall be printed in the premium list, and violations thereof shall be considered the same as violations of the Rules and Regulations of the American Kennel Club.

Section 8. Veterinarian. Every club holding a licensed or member herding event shall arrange to have one or more veterinarians for both large and small animals in attendance or on call throughout the duration of the event. If the veterinarian(s) are “on call,” the club must ensure that veterinary assistance will be available within a reasonable time should it be needed.

Section 9. Declining Entries. A Herding Committee may decline any entries or may remove any dog from its event for cause, but in each such instance shall file good and sufficient reasons for so doing with The American Kennel Club.

Section 10. Ribbons and Rosettes.

(A) Tests. A club or association holding a licensed or member club-herding test shall offer a ribbon or rosette to each dog that receives a qualifying score. Awards may be given at club option in a test.

Each ribbon or rosette shall be at least two inches wide and approximately eight inches long, and shall bear on its face a facsimile of the seal of The American Kennel Club, the words “Herding Test,” “Qualifying,” and the name of the test-giving club or association. Ribbons and rosettes shall be dark green in color, and rosettes shall have a White Center streamer and white button.

Additional required information (name of level, date, and location where held) must be affixed on the back with labels.

If ribbons or rosettes are awarded at sanctioned herding tests, they should be awarded only to dogs receiving qualifying scores and shall be light green.

(B) Trials. A club or association holding a licensed or member club herding trial shall offer prize ribbons or rosettes. Each ribbon or rosette shall be at least two inches wide and approximately eight inches long, and shall bear on its face a facsimile of the seal of The American Kennel Club, the words "Herding Trial," the name of the prize (First, Second, Third, Fourth and Fifth, etc.), and the name of the trial-giving club or association.

Additional required information (name of level, date and location where held) must be affixed on the back with labels.

The colors of the ribbons or rosettes for regular levels shall be:

First Place	Blue
Second Place	Red
Third Place	Yellow
Fourth Place	White
Fifth Place	Pink
Qualifying Score	Dark Green
High-in-Trial	Blue, Red, Yellow
Reserve High-in-Trial. . .	Red, Yellow, White

The same dog may not be awarded High in Trial and Reserve High in Trial at any single herding event. Trophies may be awarded to any or all placements and to dogs receiving qualifying scores at herding trials. Cash prizes may be offered at any herding trial provided the exact amount(s) and condition(s) of such prize(s) is stated in the Premium List. (*Only one HIT and one reserve HIT per event.*)

If ribbons or rosettes are awarded at sanctioned herding trials, or for non-regular levels at a licensed or member herding trial, they shall be awarded only to dogs receiving qualifying scores, and shall be the following colors:

First Place	Rose
Second Place	Brown
Third Place	Light Green
Fourth Place	Gray
Fifth Place	Orange
Qualifying Score	Green with Pink Edges
High-in-Trial	Rose and Gray
Reserve	Light Green and Gray

Section 11. Risk. Owners or handlers entering dogs in a herding test or herding trial do so at their own risk and agree to assume responsibility for any damage to

Chapter 1, Section 11

stock, facilities or persons, caused by them or their dogs. They also agree to abide by the Rules of The American Kennel Club and the Herding Test and Trial Regulations.

Section 12. Premium Lists.

(A) General. A premium list must be provided for licensed or member club herding tests and herding trials. The premium list shall be printed (any printing or copying process is acceptable), and shall state whether the event is “Licensed by The American Kennel Club” or held by an “AKC Member Club.” Premium Lists shall measure not less than 5 1/2 x 8 1/2 inches nor more than 8 1/2 x 11 inches. At the club’s option, the premium list can also be made available online, however the premium list must be available for mailing if requested.

One copy of the premium list must be mailed to AKC, Performance Events, 8051 Arco Corporate Dr., Suite 100, Raleigh, NC 27617-3390 or emailed to: herding@akc.org at the time of mail to prospective entrants.

(B) Tests. The following information shall be included in the premium list for a licensed or member herding test: name of club or association offering the test; the exact location (with map and/or directions to the site) and date of the test; name and address of the Herding Test Committee Chairperson; the names of the Herding Test Committee members (minimum of five including Chairperson); time the grounds will be available; entry fees; tests offered; names and addresses of the Judges together with their assignments; name, address and telephone number of the Test Secretary; date, time and location of closing and drawing of entries; a listing of club officers with addresses and the official AKC entry form. Premium lists shall also specify the type (and breed, if possible) and number of livestock to be used for each test; include the name, addresses and telephone number of the veterinarian(s) on duty or on call during the test; and specify whether ribbons or rosettes will be offered.

(C) Trials. The following information shall be included in the premium list for a licensed or member herding trial: name of club or association offering the herding trial; the exact location (with map and/or directions to the site) and date of the trial; name and address of the Herding Trial Committee Chairperson, the names of the Herding Trial Committee members (minimum of five including the Chairperson); time the grounds will be available; entry fees; levels offered and types of courses in each level; Note: (If Course B is offered, the outrun sizes must be stated) names and addresses of Judges together with their assignments; name, address and telephone number of the Herding Trial Secretary; date, time and location of closing and drawing of entries; a listing of club officers with addresses and the official AKC entry form. Premium

Lists shall also specify the type (and breed, if possible) and number of livestock to be used on each course in each level; include the name, address and telephone number of the veterinarian present or on call; specify whether ribbons or rosettes will be awarded; briefly describe any trophies that may be awarded and specify the placements to which they will be awarded.

All prizes offered in the premium list for the event shall be awarded and no change shall be made in the descriptions or conditions of these prizes. No prize or trophy shall be awarded that was not offered in the premium list.

(D) Exhibition Only Entries. Entrants may be allowed to enter a test or trial level for exhibition only. The premium list must state whether exhibition only entries will be accepted, the entry fee and closing date for such entries.

No placements or qualifying scores will be recorded for an exhibition-only entry.

Non-regular levels and/or demonstrations may be offered, provided the eligibility requirements and performance requirements for each such level appear in the premium list. No placements or qualifying scores will be recorded in such levels. *(Competitive runs will have priority over exhibition only. Non-regular levels may not be held prior to any Advanced level in the same arena or course with the same stock.)*

Section 13. Closing of Entries. Entries for a licensed or member club test or herding trial shall not close later than ten (10) days preceding the event. *(With the exception of Exhibition only and Instinct Test which may be day of.)* A club must treat all entrants in a similar manner. No club or member of a club shall offer special consideration to an entrant. This includes but is not limited to special treatment regarding entering an event, special treatment during the draw or any financial or in-kind incentive. *Exception – with regard to entering an event, specialty clubs may give preference to their breed.*

Except a club, at its discretion, may allow for a reduced entry fee for dogs handled by juniors. The reduced entry fee may only apply to specific classes or may apply to all classes in the trial. The reduced entry fee shall be published in the premium list. A junior is defined as someone less than 18 years of age on the first day of the event. The junior must handle the dog in the class to qualify for the reduced entry fee. If the dog is entered under this provision but the junior does not handle the dog, the owner must pay the regular entry fee as published.

The Herding Secretary shall notify all entrants of their positions on the alternates list at the time that the test/trial program is mailed or distributed to each entrant. Those alternates that do not run or do not have the opportunity to

Chapter 1, Section 13

run shall have their entry fees returned.

If entries are to be limited, the numerical limitation(s) must be stated in the premium list and entries will close when the numerical limit or limits have been reached.

Whenever test or trial entry limits are reached, all additional entries that are received prior to the closing date shall be added to an alternate's list for each level that exceeds the published limit(s). Clubs may limit the number of alternate entries they will accept. If a club chooses to limit the number of alternates they will accept, this must be printed on the premium list. Entries shall be added to their respective alternate's list in the order that they are received and published in the catalog. No entries shall be added after the closing time and date specified in the premium list.

The Herding Secretary shall notify all entrants of their positions on the alternate's list at the time that the test/trial program is mailed to each entrant. Those alternates that do not run or do not have the opportunity to run shall have their entry fees returned.

The alternates list shall be used to fill vacancies that occur in the drawn running order, with the first available alternate entry replacing the first vacancy in the level entered.

Entrants on the alternate's list must check in with the Herding Secretary on the grounds no later than 30 minutes before the commencement of their level. Note: Requests to move-up must be given to the Herding Secretary at least 30 minutes prior to start of the event. Alternates must run in their respective levels if present and if provided with the opportunity to run.

In tests and for move-ups from a test level to a trial level, alternate entries shall be given priority over dogs that are eligible to be moved-up. Within the trial levels, requests to move-up shall be given priority over alternate entries.

Alternates will be permitted to run if there is an absentee in an earlier level (provided the alternate's level has not begun) which was not filled on the same course, same type of livestock and under the same Judge, or if a dog has been marked absent with the Event Secretary prior to the beginning of the alternate's level.

Each entry form must be completed in full and signed by the owner or agent authorized to make the entry. The information given on the entry form must be that which applies to the entered dog. Separate entry forms must be completed for each level in which a dog is entered. A move up to the next level is the only change permitted after the closing date and time.

Section 14. Drawing for Running Order The running order for all test and trial levels shall be established by a random drawing, open to all who wish to attend, to be

conducted at the time and place on the date specified in the premium list for the closing and drawing of entries. Dogs handled by the same person in a level shall be separated by one or more dogs whenever possible.

The Herding Secretary or Herding Chairperson shall officiate over the drawing.

Section 15. Test and Trial Program. A club or association holding a licensed or member club herding test and/or trial must prepare, after the entries have been drawn, a program showing the time scheduled for each class and the running order of all dogs entered in each class. Programs should contain maps or complete directions to the event site and the times the handlers' meetings will be held.

The program must be mailed, e-mailed or distributed to each handler, each Judge and to AKC at least seven days prior to the event. Copies of the program must be available for distribution on the day of the event. The program shall measure not less than 5 1/2 x 8 1/2 inches nor more than 8 1/2 x 11 inches.

Section 16. Recording Fees. At every licensed and member club herding test and herding trial held under these Regulations, a recording fee of \$3.50 shall be required for every entry, including instinct testing entries. The recording fee is to help defray expenses involved in maintaining the records, and applies to all entries, regardless of whether or not they participate.

Section 17. Submission of Records and Catalog Preparation. Clubs holding licensed or member club herding tests and/or trials must utilize the standard AKC Official Judge's books for herding tests and trials, a copy of which will be automatically supplied to the Herding Secretary following approval of the event.

All original entry forms are to be maintained by the event-giving club for a period of six (6) months following the event so as to be available to AKC upon request. Every Herding Committee shall provide the Judges with an official Judge's book in which the Judge, or the Secretary at the direction of the Judge, marks next to the dog's catalog number all qualifications, scores or awards, all absent dogs, and dogs excused or disqualified under Chapter 1, Section 22 of these Regulations. Excusals or disqualifications must be clearly marked and provide the reason for excusal or disqualification. At the conclusion of the testing or judging, the book must be signed by the Judge and any changes, which may have been made therein, initialed by the Judge.

A Judge's decision, as marked on the official book, cannot be changed after filing with the Test/Trial Secretary, except in the case of an arithmetical error. An error appearing in the Judge's book may be corrected by The American Kennel Club after consultation with the Judge.

Chapter 1, Section 17

A complete Secretary's Report; the Official Judge's book(s) and separate catalog for each test and/or trial day of the event marked with all qualifications, awards and absent dogs, certified to and signed by the Judges and the Secretary; and all recording fees must be sent to The American Kennel Club so as to reach its office within seven (7) days after the close of the event.

Penalty for noncompliance is twenty-five (\$25.00) dollars, and five (\$5.00) dollars for each day's delay beyond the deadline, and other such penalties as may be imposed by the Board of Directors of The American Kennel Club. All recording fees shall be paid to The American Kennel Club within seven (7) days after the close of the event.

The catalog shall contain the following information: catalog number (beginning with the first dog drawn); breed of dog; name of dog; AKC registration number or ILP number; date of birth; name of breeder; name of sire and dam; name and address of the owner(s) (either immediately following the above information or in a separate alphabetical list of owners' names and addresses). The emergency and disaster plan must be included in the event catalog.

Entries will be printed in the catalog by level, with the Judge's name, in the following order:

Herding Test

Pre-Trial Test

Trial levels:

Started

Intermediate

Advanced

Multiples of a level are listed in order of livestock—sheep, cattle and ducks.

Additional information shall be provided for qualification, trial level score and awards, High in Trial and Reserve.

The catalog shall be in book form from 5 1/2 x 8 1/2 inches to 8 1/2 x 11 inches, and contain the name of the club, the exact dates and location of the events, starting time for each test or level, a list of all officers and members of the Herding Committee, names and addresses of all Judges and the Herding Secretary and the Secretary's certification.

Section 18. Cancellations of Awards. If an ineligible dog has been entered and run in a licensed or member test or trial, or if the person or persons named as owner or owners on the entry form are not the person or persons who actually owned the dog at the time entries closed, or if a dog is run in a level for which it has not been entered, or if its entry form is deemed invalid by The American Kennel Club under the Rules or Regulations, all resulting qualifying scores and/or placements, as applicable, shall be canceled by The American Kennel Club.

If a placement and/or qualifying score of a dog shall be canceled by The American Kennel Club, the entrant of the dog shall return all prizes to the Secretary of the event-giving club within ten (10) days of receipt of notice from The American Kennel Club of said cancellation.

If at a trial, a placement shall be canceled, the dog next in order of merit shall be moved up, and the new placement of the dog moved up shall be counted the same as if it had been the original award.

Whenever a placement is canceled at a trial, the dog shall be considered as having been in competition when determining championship points.

Section 19. Protests Against Dogs. Any person who is a member of a member club of The American Kennel Club, or who owns a dog entered in the test or trial, or who handles a dog in the test or trial, may make a protest to the Herding Committee against any participating dog either before or after the dog has run, alleging that it is ineligible to participate in the test or trial in which it is entered. Such a protest shall be in writing, shall identify the dog protested and specify the basis for the protest, shall bear the signature and address of the person who makes it, and shall describe his qualifications for making the protest.

Protests shall be filed with the Herding Secretary or Chairperson of the Committee before the completion of the event, and shall be accompanied by a deposit of \$25.00 which shall be returned if the protest is sustained, or which will be retained by the club if the protest is not sustained.

If such a protest is received, the Committee shall hold a meeting as soon as possible. In order to ensure impartiality, no person who owns or co-owns the dog being protested or a dog that will move up in the placements if the protest is sustained, or any member of their household, and no professional trainer who has trained or handled these dogs within the past year, may serve on the Committee hearing the protest. The Committee may vote to excuse anyone from the Committee if there are unique situations that cause the Committee to question an individual's ability to be impartial. The person who made the protest must be present, and the Committee shall give all parties concerned an opportunity to be heard and to present witnesses and evidence. The Committee may call for additional evidence from other qualified persons present at the event. After hearing all of the evidence, the Committee shall consider the matter and shall, if possible, reach an immediate decision and inform the persons involved.

A report of the meeting, giving all of the essential evidence and the Committee's decision, together with the original written protest, must be mailed to The American Kennel Club within seven (7) days after

Chapter 1, Section 19

completion of the event.

A written appeal to The American Kennel Club from a decision of a Committee on any such protest, may be made by either the owner of the dog protested or the person who made the protest. The written appeal must be received by The American Kennel Club Performance Events Department within thirty (30) days after the date of the Committee's decision, and must be accompanied by a deposit of \$25.00 which shall be forfeited if the decision is sustained.

Section 20. Disturbances. All dogs which are not being worked in the arena must be kept quiet, off course and away from the fences. Barking dogs outside the test or trial arena are to be removed from the area but shall not be physically disciplined for barking.

The Judge must promptly remove from participation any dog which cannot be controlled, and must remove any dog which he or she considers unfit to participate.

The Judge must also promptly remove any handler who willfully interferes with another dog or handler, or who abuses his or her dog in the test or trial area, or in any way displays conduct prejudicial to the sport of herding and The American Kennel Club, and must report such incidents to the Committee for further action under Section 21 following.

The handler may not hit, shake or physically discipline a dog except that a dog may be reasonably constrained in the case of an attack on a person or livestock.

Whenever a handler has been expelled, all dogs run by that handler shall also be removed from participation and the entry fees for those dogs shall be forfeited.

Section 21. Discipline and Registration Rules. The AKC's "Rules Applying to Registration and Discipline" and the Guide for Event Committees Dealing with Misconduct" shall apply to all herding tests and trials held under AKC Regulations.

The power conferred to suspend a person from all privileges of The American Kennel Club applies only to Committees at licensed or member events. At a sanctioned event, the Committee collects evidence, holds a hearing, if warranted, and reports its findings and conclusions to The American Kennel Club.

Section 22. Absences, Retirements, Removals, Excusals, Disqualifications and Re-evaluations. Test and trial Judges shall have the authority to refuse to judge any dog which does not appear within five minutes of being called for its run. The dog shall be marked "absent" in the Judge's book, and, if at a trial, shall not be counted in the total number of dogs in competition when determining championship points.

A handler may retire a dog from the course at a test

or trial for unsatisfactory performance at any time during its run. The Judge shall mark the dog “retired” in the Judge’s book.

The Judge must promptly remove a dog at a test or trial if it becomes lame or if it is out of control, chases livestock, causes the livestock to run wildly, causes the livestock to run into fences or to attempt to jump the fences, or threatens to grip the livestock unnecessarily. The Judge must also remove any dog which fails to show productive work or is unable to move the stock forward on the course at a test or trial.

Any dog which willfully, aggressively or viciously attacks or attempts to attack livestock at a test or trial shall be immediately excused and so reported to AKC.

A dog that grips abusively without purpose shall be immediately excused and so reported to AKC. Gripping or nipping is not acceptable if it is done without purpose. Acceptable gripping must be appropriate to maintain control of difficult stock, may not be on the body, does not break the skin, and is done quickly without holding or shaking. It must be remembered that another dog may be able to control the same stock without gripping.

A dog that has been reported as excused for unacceptable abusive gripping or for attacking or attempting to attack livestock on three occasions (any combination) will no longer be eligible to be entered in AKC Herding events until the owner has applied and been notified by AKC that the dog is now eligible to demonstrate corrected behavior to three different Judges, in new locations and on livestock which the dog has not previously worked.

A dog becomes eligible to be re-evaluated six (6) months after its third excusal. An excusal at any of its three time re-evaluation events permanently renders the dog ineligible for entry in AKC herding events.

The owner of the dog being re-evaluated is responsible for personal expenses incurred because of the re-evaluation process. The owner is also responsible for applying for re-evaluation and for notifying AKC of the events that will be entered for re-evaluation. Dogs must be re-evaluated in the same test or trial level from which they were excused. A dog should not be re-evaluated by any of the Judges that excused the dog.

Judges will receive notification that a dog will be re-evaluated at their assignment and shall have the option to decline the re-evaluation.

A dog that passes a test or qualifies in a trial level at a licensed or member club event during its re-evaluation period will receive credit toward the respective title. Failure to pass or qualify will not count against the dog unless it is excused. (Note: Refer to the application for the required re-evaluation fee.)

Disqualified By A Judge

Any dog that attacks or attempts to attack any person in the arena at a test or trial shall be immediately disqualified

Chapter 1, Section 22

and removed from the arena. When a dog has been disqualified, any awards earned at the trial shall be canceled and the dog may not again compete in any AKC herding event unless and until the owner, following application to AKC, has received official notice from AKC that the dog's eligibility has been reinstated.

Dogs that are absent, excused or disqualified by a Judge at a trial shall not be considered as having been in competition when determining championship points.

There shall be no refund of entry fees for dogs that are absent (except when replaced by an Alternate), retired, removed, excused or disqualified.

Disqualified By An Event Committee

Any dog, that in the opinion of the Event Committee or The American Kennel Club, attacks a person or a dog at an AKC event, resulting in injury, and is believed by that Event Committee or The American Kennel Club to present a hazard to persons or other dogs shall be disqualified. When the dog is disqualified by the Event Committee pursuant to this section, a report shall be filed immediately with the Executive Secretary of The American Kennel Club. The disqualified dog may not again compete at any AKC event nor be on the grounds of an AKC event unless and until, following application for reinstatement by the owner to The American Kennel Club, the owner receives official notification in writing from the AKC that the dog's eligibility has been reinstated.

Section 23. Exercise of Judgment, Committees and Judges. Because there are many variables in the conduct of tests and trials, especially the weather and condition of the livestock, Herding Committees and Judges must exercise their good judgment in modifying any test or trial courses.

The placement of the obstacles and course times may be changed as needed and other necessary modifications made provided the test and trial courses contain the minimum essential elements required by these Regulations. Each dog at a test or trial must be judged equally and fairly under conditions that are, as nearly as possible, consistent for every participating dog.

Modifications that may in any way jeopardize the safety and well being of the livestock or the dogs shall not be made, and tests and trials may never be conducted with less than the required minimum number of stock on hand.

The safety and well being of the livestock and the dogs is of paramount importance and must be kept in mind at all times.

CHAPTER II

REGULATIONS APPLYING TO BOTH HERDING TESTS AND TRIALS

NOTE: *Whenever the word "ducks" is used in these*

regulations, it is understood that geese and turkeys may be used in place of ducks, provided the premium list states that geese or turkeys will be used.

Whenever the word "sheep" is used in these Regulations it is understood that goats may be used in place of sheep, provided the premium list states that sheep and/or goats will be used.

Section 1. Judges. Any person judging an American Kennel Club licensed or member Herding test and/or trial must be approved by The American Kennel Club. A club or association must submit the name of any proposed Judge for approval to have that Judge officiate at its herding test and/or trial.

Approved Judges are required to attend an AKC Herding seminar and pass the written test given at the seminar at least every four years to maintain their eligibility.

Herding Judges of foreign countries are eligible to apply for temporary approval by The American Kennel Club.

No Judge shall require any dog or handler to do anything, nor penalize a dog or handler for failing to do anything, that is not required by these Regulations.

The decisions of the Judges shall be final in all matters relating to the Herding test and trial performance of the dogs.

Trial Judges shall have power to withhold any or all awards and placements for want of merit.

If it is impossible for the advertised Judge to fulfill or complete the assignment, the Herding Committee may appoint a substitute Judge. Prompt notification shall be sent to The American Kennel Club in advance of the test and/or trial if possible of any judging change and the reason for the change. Handlers entered in the level should also be notified of the change in advance of the trial if possible. A handler, who has been notified in advance with a dog entered under the substitute Judge may withdraw the entry of that dog and shall be entitled to a refund of the entry fee if the dog is withdrawn prior to the commencement of the trial. A handler who was not notified in advance may withdraw the entry within one hour of the beginning of the level and shall be entitled to a refund of the entry fee.

Herding Test Judges. Applicants to judge at AKC Herding Tests are required to act as a Judge's scribe and/or apprentice judge at least three times for each test/course applied for. Judging applicants must have trained and handled two dogs which have earned AKC HX titles. Judging applicants will also be required to pass a written tests and attend AKC Judges Seminar within 18 months of applying. The written test is administered at the seminar.

Herding Trial Judges. Applicants to judge at AKC Herding Trials are required to act as a Judge's scribe and/or apprentice judge on that course at least three times under

Chapter 2, Section 1

different Judges. If applying for Course A or B, applicants are required to have apprentice judged a minimum of 100 dogs on these two courses combined. If applying for Course C, applicants are required to have apprentice judged a minimum of 25 dogs. Judging applicants must have trained and handled two dogs to AKC HX titles. Judging applicants will also be required to pass a written test and attend an AKC Judges Seminar within 18 months of applying. The written test is administered at the seminar.

Section 2. Judge's Assistants and Apprentices.

A Secretary/Timer shall be assigned to each Judge. The Judge's Secretary shall mark the score sheets as instructed by the Judge. The Judge is responsible for checking the accuracy and correctness of the scores.

At the Judge's discretion, one Apprentice Judge may be in the judging area. An Apprentice Judge may serve as the Judge's Secretary, but in such case will score only as instructed by the Judge.

Apprentice Judges shall provide their own Secretaries and shall score participating dogs independently. They shall not communicate with the officiating Judge until the conclusion of a run. They may listen as the Judge explains the results of the run to the participants, but may not offer any additional comments to participants. Apprentice Judges' score sheets shall not be distributed to participants and must be filed with the Herding Test Secretary at the conclusion of the test for forwarding to AKC.

Section 3. Judge's and Herding Committee's Responsibilities. The Committee is responsible for compliance with all of the Herding Regulations except for those coming under the sole jurisdiction of the Judge(s). The Committee has the authority to decide upon any matter arising during the running of the event, except those matters coming within the jurisdiction of the Judge(s).

The Herding Committee is responsible to have available and on the grounds during the event, the latest copies of these Regulations as well as AKC's Guide for Dealing with Misconduct at AKC events.

The Herding Trial Committee and officials of the trial-giving club are responsible for providing the stock, fencing, facilities and equipment which meet the requirements of these Regulations. The Committee is responsible for providing adequate livestock handling crews, particularly when more than one arena is used at an event. It is strongly recommended that the Committee arrange to have one or two experienced stock dogs and their handlers (the dog(s) may not be entered in the test or trial) present throughout the test or trial. Stock handlers, who are entered in the event, must not have been involved in the selection of the stock for their run.

Judges may provide the stock, fencing and other equipment, in which case, the Judge must ensure compliance with all of these Regulations.

The Judge is responsible for ensuring compliance with these Regulations throughout a Herding test/trial and that the livestock are properly cared for and rotated as needed. The Judge must check the stock, fencing, facilities and equipment provided for use before starting to judge. If the Judge deems the stock, fencing, facilities or equipment inadequate for the event and no corrections or modifications can be made, the Judge may cancel the test and/or trial. The Herding Committee shall refund entry fees, and the Judge reimbursed for his or her expenses, but the Judge shall not receive any additional fees that might have previously been agreed upon.

The Herding Committee and Judge(s) shall have the option of rescheduling the event, and, if rescheduled, refunds shall be made only to those handlers that decline to participate in the rescheduled test/trial.

The Judge will hold a handler's meeting with all entrants before the start of each level and at that time explain how participants are expected to execute the course. The time of the handler's meeting will be specified in the judging schedule. Handlers may walk the course without their dogs prior to the start of the level.

Section 4. Number of Dogs that Can be Judged.

The maximum number of dogs that may be judged by a Judge in one day is 50. One hour for rest or meals (not including intervals when livestock is rotated) must be allowed during the day.

When a Judge has set a lower limit on the number of dogs he or she will judge in one day, the Herding Committee must be informed of the lower limits at the time the Judge accepts the invitation to officiate. If a club or association receives an entry in excess of the maximum number, an additional Judge may be appointed, provided the facilities are adequate and there is sufficient additional livestock available. Prompt notification shall be sent to The American Kennel Club, in advance of the test/trial, of the appointment of any additional Judge.

Section 5. Judging Restrictions and Eligibility.

An approved Judge shall not handle a dog in any level at the event where they are judging, with the exception of instinct testing. No dog owned or co-owned by the Judge or any member of his or her family or household may be entered under that Judge at a test or trial for which he or she has been advertised as a Judge. Dogs owned by a member of a Judge's family or household may be entered under other Judges at the event. An exhibitor shall automatically be considered to have lost the run-off of any tie scores between levels/courses if the Judge of the run-off is a member of the exhibitor's immediate family or household.

A dog is not eligible to be entered in a level if the Judge of that level or any member of his or her family has owned,

Chapter 2, Section 5

sold, held under lease, boarded, trained (not in a training level) or handled the dog within one year of the starting date of the Herding test and/or trial. Dogs which have been instructed in a training level by the Judge of a trial level or any member of his or her family are not eligible to be entered in a trial level if it is within three (3) months of the starting date of the Herding trial.

The word "family" shall include a spouse, a sibling, a parent or a child, whether natural or adopted, of the Judge in question, but shall not extend to other blood or legal relationships. The word "household" means those persons that comprise a unit living together in the same-shared dwelling.

AKC would prefer that Judges do not exhibit and judge on the same weekend or at events accompanying the herding event. Judges who do exhibit should expect to be subject to scrutiny by participants. It is extremely important for such Judges to avoid giving the impression of unfair advantage.

Judges should not travel to or from events or stay with anyone who is likely to be exhibiting under them.

Section 6. Interference and Double Handling. A Judge who is aware of any assistance, coaching, interference, double handling or attempts to control a dog from outside the arena must act promptly to stop such behavior and shall mark the score sheet so as to non-qualify the dog, regardless as to whether the dog completes the requirements of the course or not. If in the Judge's opinion the circumstances warrant, the run may be stopped and the dog removed from the arena.

Section 7. Qualifications. If the stock simply follows the handler through a course, or if the dog simply heels through a course, the dog will not qualify. The Judge must determine whether the dog is doing the work of moving the livestock.

Section 8. Rejudging. If in the Judge's opinion, a dog's performance was prejudiced by peculiar and unusual conditions, the Judge, at his or her discretion, may rejudge the dog (immediately or later in the day) either commencing at the point where the incident occurred, or from the beginning of the course, depending upon the circumstances.

Section 9. Equipment. Dogs must wear a simple well fitting buckle, snap lock or slip collar in tests. At the handler's option, a dog may be run on any trial course without a collar. If a collar is worn, it must conform to the requirements in the first sentence of this section.

Handlers and Judges may carry a staff or crook which shall be unsplintered wood, fiberglass or composite stock stick which is not longer than approximately five and one-half (5 1/2) feet. PVC plastic pipe is not permissible

in the arena. The staff or crook is intended as an aid in controlling livestock and not as a training device and shall never be used to touch a dog, except in an extreme situation involving the safety of a person or the livestock.

Section 10. Scoring and Move-ups. The scoring of the dog's behavior begins when the dog enters the arena. Timing of the run begins at the Judge's order or signal for the dog to leave the handler.

(Tests) The numbers of the dogs that have qualified shall be posted promptly for public viewing after the completion of each test. Judges should immediately inform handlers whether or not they qualified, but should discuss decisions only after completion of the level. Qualifying dogs should be announced and ribbons given out as convenient for Judges, generally after groups of five to ten dogs have been tested, depending upon the size of the level. At that time handlers will receive a copy of their score sheet.

(Trials) Scores shall be posted for public viewing after each dog is scored, and copies of the score sheet provided to competitors after awards are presented.

A dog may be moved up to the next level in a test or trial in which it is entered and for which entries have closed when, according to the owner's records, the dog has met the title requirements for the level in which it is entered. A dog may be moved up in the next test or trial, provided that the next level is available (i.e.: offered in the premium list) and that a Judge is available, and, provided further, that the level is not filled. Notification must be made to the Test/Trial Secretary at least one-half hour before the start of the event. The dog cannot be moved up at the event on which it completes its qualifications for a title, or if the move-up would enter a dog twice under the same Judge.

Section 11. Livestock. The suitability and quality of the livestock used in tests and trials is of paramount importance. An unentered dog should work stock the day before the test and trial. Horned stock can be used but must be well accustomed to being worked by dogs and exhibit reasonable behavior.

A. The Committee must ensure that the stock are of such suitability as to provide uniform workability at all levels. Suitable livestock used for testing is healthy, noncombative (docile) and accustomed to being worked by loose-eyed, upstanding breeds. Livestock for testing must flock (group) easily and be accustomed (in the case of the fetching dog) to approaching the handler as soon as the dog gets behind them or (in the case of the driving dog) willing to move away from the handler. It is preferable that test stock be easily moved but not flighty or excessively light. Orientation to the handler should be reliable.

B. The Committee must ensure that the stock are of

Chapter 2, Section 11

such suitability as to provide uniform workability at all levels. Livestock used for trials should be healthy and accustomed to being worked by loose-eyed, upstanding breeds. Trial livestock should flock adequately when pressured by the dog and be accustomed to approaching and being handled by people. They should not be knee huggers and should accept driving as easily as fetching. Trial stock should be dog broke but not course trained, although they should be reliably familiar with obstacles and their negotiation. Trial stock should be pliable and maneuverable enough to permit a trial dog to show its natural ability and instinct to read and direct the stock. Stock for the Started and Intermediate levels should be of the same workability as that which is provided for the Advanced level.

Fresh water must be available for both livestock and participating dogs at all times during an event.

Judges may use a trained backup dog in settling or controlling the stock. Backup dogs must be held quietly outside the arena, except as provided herein or for demonstration purposes.

If a backup dog is used it is to be removed from the arena before the entered dog begins its run. If it is not possible to remove the backup dog before the entered dog makes contact with the stock, the backup dog should be held quietly at the side of the arena and be removed as quickly and as discreetly as possible.

Livestock handlers may use food to control the stock in the arena, but the dog's handler shall not carry food in the arena.

Judges may authorize that the stock be held and/or settled in test levels and on Courses A and B by one or more persons with grain in a bucket or low feed pan, or by a backup dog. The person(s) or the dog will withdraw as soon as is feasible.

Cattle should weigh at least 450 lbs. Cow/calf combinations and roping steers shall not be used.

Lambs should be at least 5 to 6 months old and ducks should be at least 4 months old. Ewes that are currently nursing lambs must not be used.

When sheep are used for PT boundary style, a maximum of 12 head can be provided for each run. Separate groups could be used if available. If separate groups are not available larger groups could be made up of smaller groups, e.g., a group of 10 could be made with 2 groups of 5.

Stock Usage

Sheep:

- a. Three or four head per run for four runs per day with at least 1/2 hour rest between runs, or
- b. Five head per run for five runs per day with at least 1/2 hour rest between runs, or
- c. When separate groups are available for PT boundary style, five to twelve head per run for five runs per day with at least 1/2 hour rest between runs.

Note: Sheep do not need to be rested between runs on Course C.

Cattle:

- a. Three head per run for four runs per day, or
- b. Three to five head per run for five runs per day with at least 1/2 hour rest between runs.

Ducks:

Five per run for three runs per day.

Regardless of the type of stock used, clubs must arrange to have at least an additional five head in reserve.

A minimum of 20 and a maximum of 100 sheep must be provided for each run on Course C. On Course C no single head of stock may be used more than 8 times in one day on courses up to 780 yards, or more than 6 times in one day on courses over 780 yards. Larger flocks give the best opportunity for success.

The formula for determining the minimum number of sheep needed for Course C is as follows:

Number of runs X number of sheep, divided by 8 runs per day + 5 head in reserve, equals the number of sheep needed for courses up to 780 yards. Number of runs X number of sheep, divided by 6 runs per day + 5 head in reserve, equals the number of sheep needed for courses over 780 yards.

Section 12. Fencing. Whenever stock is worked in adjacent arenas or held adjacent to the working area, visibility screens must be used. Arena fencing for Course A must be a minimum height of 36 inches for ducks, 42 inches for sheep and 54 inches for cattle.

Obstacle panels for sheep and cattle should be approximately 8 to 12 feet long and approximately 4 feet high. Panels shall be constructed of slatted wood, pipe corral or the equivalent. Obstacle panels for ducks should be approximately 4 feet long and 2 feet high and may be reinforced with wire fencing to keep the ducks from escaping. Dimensions for obstacle panels shall be the same for Course B.

CHAPTER III

HERDING TESTS

Section 1. Scoring, Announcement of Scores. Herding tests shall be judged on a pass or fail basis. Judges will start judging a test in the arena although they may leave the arena and judge from the outside once the dog has begun its run.

Only the dog, the Judge, the stock and the handler are permitted in the test arena.

Section 2. Test Arenas Conditions, Dimensions and Fencing. The arenas for all test classes shall be fenced with adequate fencing, shall not contain any unsafe conditions and shall be free of dangerous protrusions and materials.

Chapter 3, Section 2

The arena for Instinct Testing must be 50 feet by 50 feet up to 100 feet by 100 feet. An oval or round arena is acceptable. Square corners must be rounded. Terrain for duck arena should be very smooth and firm with only a slight slope.

The arena for a Herding Test must measure no less than approximately 100 feet x 100 feet, 50 feet x 100 feet for ducks and no more than approximately 100 feet x 200 feet for all other stock. An oval or round arena is acceptable. Square corners must be rounded. Terrain for duck arenas should be very smooth and firm and with only a slight slope.

The arena for the Pre-Trial Test shall be approximately 100 feet x 200 feet minimum, 50 feet x 100 feet for ducks, up to 200 feet x 400 feet maximum for all other stock. Corners need not be rounded.

Section 3. Livestock Requirements. The stock to be used for Herding Tests and Pre-Trial Tests are sheep and/or ducks and/or cattle. Clubs or associations holding licensed or member tests open to one breed only may apply for permission to use other types of livestock.

Section 4. Qualifications. The total number of qualifications necessary to complete the requirements for a Herding Instinct Certificate and for the issuance of the titles Herding Tested Dog (HT) and Pre-Trial Tested Dog (PT) shall be established by the Board of Directors of The American Kennel Club.

The Judge's certification of qualification for any particular dog constitutes certification to The American Kennel Club that the dog on this particular occasion has evidenced abilities at least in accordance with minimum standards and that the abilities demonstrated would justify the awarding of the title associated with the particular test class. Qualification must never be awarded to a dog, which exhibits abilities that do not meet minimum requirements.

In Instinct Test the dog must show sustained interest in herding livestock, either going around them, gathering them and moving them toward the handler, or moving them ahead of the handler to drive them or a combination. For boundary, the dog should show sustained interest in working the livestock and honor the border.

In tests, dogs must demonstrate the ability to move and control livestock by fetching or driving, and be sufficiently trained to work at the proper balance point to move the stock forward on the course. Dogs that constantly prevent the stock from being moved in a controlled fashion, or that chase or harass the stock, will not qualify.

Dogs may continue to enter tests to gain experience after the title for that class is earned with no entry preference.

Section 5. Instinct Tested Certificate. The American Kennel Club will issue an Instinct Tested

certificate to an eligible dog that has been certified by two different Judges to have qualified by passing two separate licensed or member Herding Instinct Tests.

Section 6. Instinct Test Description and Test Elements. The dog is brought into the arena on a long line approximately 6-15 feet in length. At some point while on the line, the dog must demonstrate a stop (down, sit or stand) and a recall before the line is dropped or removed. A dog, which cannot be recalled, shall not be let off line. Dogs must be immediately removed from the ring if physical force is necessary to protect stock from the dog.

Section 7. Herding Tested (HT) Title. The American Kennel Club will issue a Herding Tested certificate to an eligible dog, and will permit the use of the letters HT following the name of a dog that has been certified by two different Judges to have qualified by passing two licensed or member Herding Tests.

A dog may enter a Herding Test more than once at a single event (provided that the Herding Test is run in more than one division) and earn a HT provided it qualifies under two different Judges at that event.

Section 8. Herding Test, Description and Test Elements. Two pylons or similar markers are placed on the (longer) centerline of a fenced arena approximately 10 feet in from the fences at opposite ends of the arena.

Time allowed is ten (10) minutes with no minimum time for completion. A dog must complete all test elements within the allotted ten (10) minutes to qualify.

The handler will enter the arena with the dog on lead and, with the Judge, will move to a position appropriate for the start of the test. The Judge establishes that the dog is under control. When the Judge determines that the dog is under control, the test may begin. The handler is instructed to place the dog in a sit, stand or down/stay position and remove the lead.

Testing and time commence when the lead is removed. The dog should demonstrate a controlled pause (stay in position until released or sent). Once the lead is removed, the handler may assume a position away from the dog and appropriate in relation to the stock but the dog should remain in position. The Judge then signals or instructs the handler to send the dog. A dog that "breaks the stay" shall not fail for that reason alone.

During the test, the Judge should be positioned so as to observe the dog and provide verbal assistance, but shall not interfere with the movement of the stock, handler or dog unless as necessary to remove the dog from the arena.

The dog must be under control and demonstrate controlled movement of the stock from the first pylon to the second pylon, turn the stock at or near the second pylon, and move the stock back to the first pylon, where they are

Chapter 3, Section 8

again turned (at or near the pylon) and moved back to the second pylon. At the handler's option, the dog may work the stock across the open arena or along the fence line. The test is concluded at or near the second pylon with a stop followed by a recall. The Judge indicates completion of the test, and the handler leashes the dog and leaves the arena.

The five elements of the test, which must be executed, are:

1. A controlled pause or stop at the beginning;
2. and 3. Two changes in direction at or near the proper pylon while exhibiting controlled movement of the stock;
4. A stop
5. Followed by a recall at the conclusion of the run.

Once a dog has attempted or completed all the test elements, regardless of whether or not it qualified, it must leave the arena. It may not repeat the test, attempting a different path through the course or repeat the same path using a different style of herding.

The timer shall give no warning of time remaining but shall announce when time has expired.

HERDING TEST

Time allowed: 10 minutes

Course size: Sheep & Cattle

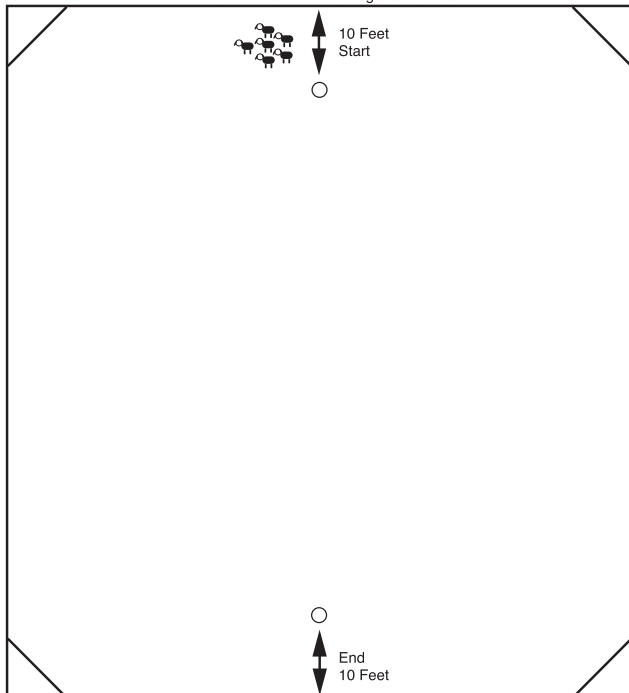
Minimum 100 feet x 100 feet

Maximum 100 feet x 200 feet

Ducks

Approx. 50 feet x 100 feet

Round corners on all herding test arenas.



Section 9. Pre-Trial Tested (PT) Title. The Pre-Trial Test is designed to help guide owners into a knowledge of, and participation in, herding activities, and will provide a dog that, while not fully refined by training, is demonstrably capable of performing herding work at a level just below the beginning trial level.

The American Kennel Club will issue a Pre-Trial Tested certificate to an eligible dog, and will permit the use of the letters PT after the name of a dog that has been certified by two different Judges to have qualified by passing two licensed or member club Pre-Trial tests.

A dog need not have earned the Herding Tested title in order to participate in tests for the PT title. Inexperienced handlers are encouraged to work first for the Herding Tested title so that they may benefit from the educational experience each test provides.

The Pre-Trial Tested title shall supersede the Herding Tested title when the Herding Tested title has been previously awarded. Neither of the test titles is a prerequisite for participation in herding trials.

Section 10. Pre-Trial Course Requirements. A 12 foot free swinging repen gate is recommended, unless the gate size is fixed and cannot be changed. Depending upon the configuration of the arena, the graze area should not exceed approximately 30 feet x 100 feet and is set up along the long wall on the same side of the arena as the second of two gates. The graze area must be marked with wood shavings, sawdust, mown grass or plowed furrow so that it is readily discernible to the dog.

When there are entries which wish to be tested in boundary style, a line marked in the same manner as the graze area will be placed at approximately 12 feet in from the sidewalls around the perimeter of the arena.

If there are no entrants who wish their dogs to be tested in the boundary style, the club need not add this line.

Two panels are placed on the far (narrow) end of the arena opposite the pen, one placed on each side of the arena. The panels are placed parallel to and approximately 26 feet in from the back (narrow) wall. The panel edges must be approximately 12 feet in from the sidewalls, forming 12-foot “gates” or openings between the panel edges and the long wall on each side of the arena.

In duck arenas, panels are to be placed proportionally, 13 feet in from the back wall and 6 feet in from the sides for ducks.

Section 11. Pre-Trial Test, Description and Test Elements. Time allowed is ten (10) minutes once the lead is removed with no minimum time for completion. A dog must complete all test elements within the allotted ten (10) minutes to qualify.

Event-giving clubs, at their option, may choose not to offer the PT Boundary style test or they may choose to only offer the PT Boundary style test. The premium list must state if all PT test styles will not be offered. A dog is not required to work in a particular style of herding

Chapter 3, Section 11

according to its breed. The entry form must be marked "Boundary" if the handler wishes the dog to be tested in a boundary situation.

A handler may not excessively touch or correct the dog once the stock begins moving. The dog must respond in a reasonably prompt manner without threatening actions or movements by the handler.

Stock requirements are as stated in Chapter 2, Section 11 of these Regulations.

The Judge must observe the handler and the dog and may not physically assist the handler and/or the dog in controlling the livestock. The Judge may advise the handler on how best to encourage the dog to move the stock and how to maneuver around the course. The dog should be permitted to work the stock as much as possible with a minimum of commands by the handler.

Testing and time commence when the lead is removed. The dog must demonstrate a controlled pause (stay in position until released or sent). Once the lead is removed, the handler may assume a position away from the dog and appropriate in relation to the stock, but the dog must remain in position. The Judge then signals or instructs the handler to send the dog. A dog that "breaks the stay" shall not qualify.

Stock should be freestanding at the top of the arena and may be held in the same manner as the Herding Test.

If a dog is being tested by the boundary, the stock are held within the 12-foot boundary near the pen at the top of the arena.

The dog will enter the arena on lead. The Judge will instruct the handler when to remove the lead and when to send the dog.

If the dog is being tested on the boundary, the dog will lift the stock from the area near the pen and will contain the stock within the graze area for no more than three minutes before reversing the course to return the stock through both gates to the pen.

The handler may take any position relative to the stock and dog throughout the course.

The dog must be under control and move the stock under control, either on or off the fence, throughout the course. The dog will move the stock through the first gate at the side of the arena, across the narrow end of the arena through the second gate. Direction is reversed at approximately the midpoint of the long side of the arena. The stock moves back through the second gate, across the narrow end, through the first gate and to the pen. While the handler opens the gate the dog will sit, stand or down/stay until commanded to pen the stock. Four gate passes are required and at some point on the course the handler must demonstrate that the dog can hold a stop (controlled pause). The test is completed when the gate is closed and the handler may leash the dog as soon as the gate is closed. Once a dog has attempted or completed all test elements, regardless of whether it qualifies, it must leave the arena on lead.

The five elements of the test, which must be executed, are:

1. A stay (a controlled pause);
2. Controlled passage of the stock (which includes clearing four gates and a change of direction);
3. One stop on the course;
4. One stops while the handler opens the pen gate;
5. Penning the stock.

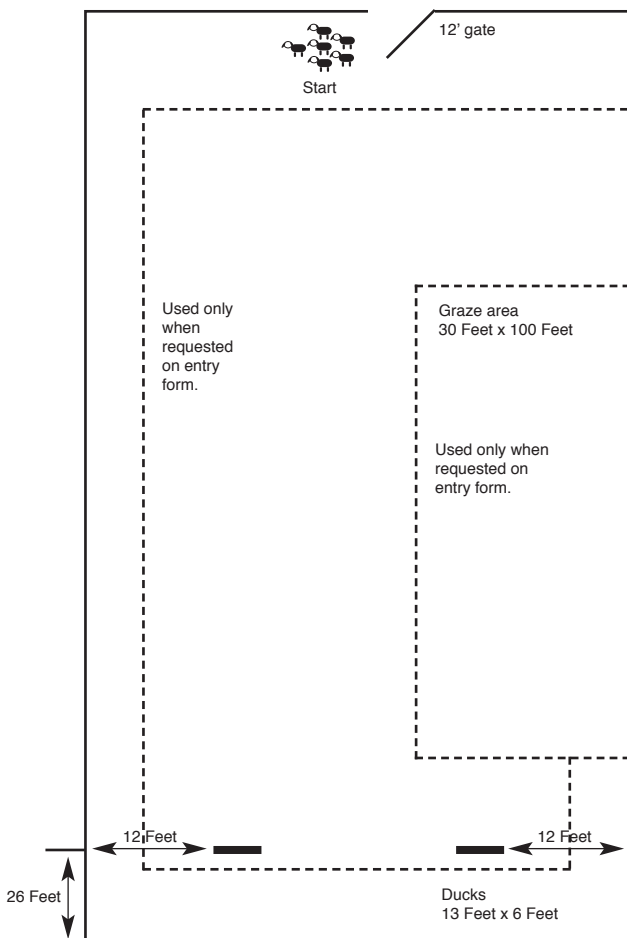
Retries at the gates and pen are a judgmental consideration and there is no general limit on retries except as dictated by the time allowed, and when the dog's attempts are nonproductive or the stock exhibits lack of forward progress.

Recalcitrant stock are a consideration, and a dog can be considered as having met the requirements if all but one head pass through the gates and are penned, provided the dog qualifies in all other aspects of its work. Generally, 80% of the stock should be penned.

PRE-TRIAL TEST

Time allowed: 10 minutes

Course size:	Sheep & Cattle	Minimum	100 feet x 200 feet
		Maximum	200 feet x 400 feet
	Ducks	Approx	50 feet x 100 feet



CHAPTER IV HERDING TRIALS

Section 1. Trial Levels. The regular levels at a Herding trial shall be Started, Intermediate and Advanced. An owner may enter a dog in any trial level he or she deems appropriate; however, once that dog has acquired a qualifying score in such level at a licensed or member trial, it shall be ineligible to be entered in any lower level (*on that course/stock*).

A licensed or member club trial need not include all levels, but in order to hold an Intermediate level the trial must include the Started level. If an Advanced level is offered, Intermediate and Started levels must also be offered at licensed and member club trials. A dog will indefinitely remain eligible to compete in both Herding Started and Herding Intermediate classes after the dog has earned a title in that trial level, course and livestock type. Dogs that have achieved any title of Herding Advanced (HX) are eligible to compete in any Herding Advanced (HX) class for an indefinite period of time.

Section 2. Qualifying Scores. A qualifying score shall be 60 or more points in all classes, provided no single point category is scored at less than one-half the available points. No dog shall be placed and no dog shall be credited with a leg toward a title or receive points toward a Herding Championship unless it receives a qualifying score.

Section 3. Herding Trial Titles. The requirements for an eligible dog competing in herding trials under these Regulations to acquire a herding title or championship shall be established by the Board of Directors of The American Kennel Club.

The American Kennel Club will issue a **Herding Started** title certificate designating the specific course and livestock type for an eligible dog, and will identify the titlist by the use of HS (course and livestock) after the name of that dog in official AKC records, once the dog has received three qualifying scores from at least two different judges in the Started class, on the same course and livestock type. A **Herding Started Master** title can be earned by receiving eight (8) additional qualifying scores on the same course and stock. This title will be designated with an "M" after the current title. The owner must track these qualifying performances on a Master Title tracking form developed by the AKC. Upon achieving eight additional qualifying scores, the tracking form is mailed, faxed or e-mailed to the Performance Events Department. Upon verification, the title will be applied to the dog's record. The Started Master title will suppress the Started title earned for the same course and stock. No Master title certificate will be issued unless ordered by the owner for a fee established by the AKC

Board of Directors.

The American Kennel Club will issue a **Herding Intermediate** title certificate designating the specific course and livestock type for an eligible dog, and will identify the titlist by the use of HI (course and livestock) after the name of that dog in official AKC records, once the dog has received three qualifying scores from at least two different judges in the Intermediate class, on the same course and livestock type. A **Herding Intermediate Master** title can be earned by receiving eight (8) additional qualifying scores on the same course and stock. This title will be designated with an "M". The owner must track these qualifying performances on a Master Title tracking form developed by the AKC. Upon achieving eight additional qualifying scores, the tracking form is mailed, faxed or e-mailed to the Performance Events Department. Upon verification, the title will be applied to the dog's record. The Intermediate Master title will suppress the Intermediate title earned for the same course and stock. No Master title certificate will be issued unless ordered by the owner for a fee established by the AKC Board of Directors.

The American Kennel Club will issue a **Herding Excellent** title certificate designating the specific course and livestock type for an eligible dog, and will identify the titlist by use of HX (course and livestock) after the name of that dog in official AKC records, once the dog has received three qualifying scores from at least two different judges in the Advanced class, on the same course and livestock type. A **Herding Excellent Master** title can be earned by receiving eight (8) additional qualifying scores on the same course and stock. This title will be designated with an "M". The owner must track these qualifying performances on a Master Title tracking form developed by the AKC. Upon achieving eight additional qualifying scores, the tracking form is mailed, faxed or e-mailed to the Performance Events Department. Upon verification, the title will be applied to the dog's record. The Excellent Master title will suppress the Excellent title earned for the same course and stock. No Master title certificate will be issued unless ordered by the owner for a fee established by the AKC Board of Directors.

Section 4. Herding Champion. The American Kennel Club will issue a Herding Champion certificate for an eligible dog that has acquired an HX title and earned 15 championship points in Advanced classes at licensed or member trials under the published point schedule, with at least two first places in an Advanced class carrying championship points. A First Place is determined as a dog winning a blue ribbon in a regular class. One of the Advanced class first places must be for three points or better, and both Advanced class first places must be

Chapter 4, Section 4

acquired under different judges. Championship points cannot be accrued at the trial in which the dog acquires the HX title.

The number of points awarded will be determined by the total number of dogs in competition in all Advanced classes, including dogs with the HX and Herding Championship titles. There shall be no differentiation between dogs working any allowed stock type (combined total in the Advanced classes) when determining championship points.

The scores from all advanced classes are combined and sorted in order. A dog which qualifies in more than one Advanced class is credited and listed only once, with its highest score. The Trial Secretary will record the results on the Championship Point Report Form. This sorted list of scores will be used to determine the number of championship points awarded to the qualifying dogs, based on the published point schedule.

When an advanced dog goes High-In-Trial, one Championship point is earned if there was only one dog in the Advanced classes, and two Championship points are earned by the highest scoring dog when there were two dogs in the Advanced classes.

Note: For HX title earned after January 1, 2000, championship points will only be issued for qualifying work in the Advanced class (course and livestock) for which the HX title(s) has been awarded. A dog may continue to acquire additional HX course/livestock titles, but no further championship certificates will be issued.

The titles will be identified by the use of the letters HC before the name of that dog in all official AKC records.

Any dog, which has been awarded the titles of Champion of Record and Herding Champion, may be designated as a "Dual Champion."

Any dog which has been awarded the title of Dual Champion and the title of Obedience Trial Champion or Tracking Champion or Agility Champion, may be designated as a "Triple Champion."

Upon receiving the title of Herding Champion, a dog may continue to compete in the Advanced classes.

Schedule of Championship Points

Dogs in Competition	Place in Class	Points
3—6	First	2
	Second	1
7—9	First	3
	Second	2
	Third	1
10—19	First	4
	Second	3
	Third	2
	Fourth	1
20 or more	First	5

Second	4
Third	3
Fourth	2
Fifth	1

Section 5. Trial Field Conditions, Cancellations.

Any area used for a herding trial must have a perimeter adequately fenced or bounded by natural obstacles sufficient to keep livestock from escaping from the area.

All natural obstacles such as trees, rocks, hills and valleys are permitted on the course. The Judge and the Trial Chairperson may reverse the direction of the course, and modify the location of the obstacles as necessitated by local circumstances provided such changes are in keeping with the basic character of the course.

The Judges and the Trial Committee shall have the option of canceling or rescheduling the trial if dangerous and unanticipated conditions warrant. The conditions described in the third and fourth paragraphs of Chapter 2, Section 3 regarding cancellations and refunds shall apply should a trial be canceled.

Section 6. Courses. Each trial level shall offer at least one of three courses, Course A, Course B, or Course C as hereinafter described. A club need not offer all three courses at a trial, but premium lists and catalogs must clearly specify which courses are offered, the Judges of each course, and the type and number of livestock that will be used for each course.

Whenever stock is to be worked in adjacent arenas or held adjacent to the working area, visibility screens must be used.

Section 7. Livestock Requirements. All of the general and minimum livestock requirements contained in Chapter 2, Section 11 of these Regulations shall apply to all classes in all Courses. Stock shall be rotated so that a rested group is used for each run in all Courses.

Section 8. General Course Requirements. A dog shall not be given a rerun if the stock completes the course without guidance from the dog.

The timer shall signal a two-minute warning and shall also signal the end of time for the run.

Section 9. Ties. All ties, within the same level and the same course shall, if possible, be decided by (in order):

- Course A: Best score on crossdrive;
Best time.
- Course B: Best score on outrun;
Best time.
- Course C: Best score on grazes;
Best time.

Chapter 4, Section 9

Ties between levels or between courses (to decide High-in-Trial, Reserve High-in-Trial or for championship points, or to award special trophies) shall, if possible, be broken by (in order) highest level class, then by best percentage of score on the crossdrive, outrun or grazes.

If this is not possible, ties will be decided by reruns on the part of the course (crossdrive, outrun or wide graze) which decides the winner. The Judge shall choose whether the run will be all or part of the course but the scoring will be only on the crossdrive, outrun or wide graze.

CHAPTER V COURSE A

Section 1. Course A. Course A is an all-around farm or ranch course designed to demonstrate the versatility of the herding dog. Handlers shall not enter any obstacles, in any level, except as otherwise provided in these regulations.

Course A shall consist of a minimum fenced area of 100 feet x 200 feet, not to exceed a maximum fenced area of approximately 200 feet x 400 feet for sheep and cattle. For ducks, Course A should measure approximately 50 feet x 100 feet to approximately 100 feet x 200 feet. An oval or rectangular arena is acceptable.

Section 2. Course Layout. The course includes three centerline locations ("lettered posts"), four obstacles and five numbered markers. The "near side" of the arena is the long fence where the "Y chute" is located; the "far side" of the arena is the long fence where the runway or hold/exam pen is located; the "top" of the arena is the shorter fence nearest to the centerline panels; the "bottom" of the arena is the shorter fence where the "Z" chute is located. The stock should be positioned 30 feet (20 feet for ducks) from the top fenceline and 12 feet (6 feet for ducks) from the centerline toward the far side of the arena.

Posts

Letters, of sufficient size to be clearly seen, are placed on posts or cones as shown in the diagrams.

Post A (which defines the approach limit of the handler in the Started Level) is on the centerline 45 feet for sheep and cattle (25 feet for ducks) from the top of the arena.

Post B is located immediately beside the far side of the lower end of the centerline panels.

Post C is located on the centerline, in line with the lower end of the "Y" chute panels.

OBSTACLES

The Centerline Gate—Two 8 to 12-foot long panels (4 to 5-foot for ducks) are placed on the centerline of the arena, approximately 16 feet apart, parallel with the long walls of the arena. The opening for the centerline gate is 16 feet for sheep and cattle, 6 feet for ducks. The midpoint of the 16 foot opening (gate) is approximately $\frac{1}{3}$ the length of the arena, measured from the top of the arena.

The “Y” Chute and Hold/Exam Pen—The top edges of the “Y” chute and the Hold/Exam pen (runway panel in Started Level) are at approximately $\frac{2}{3}$ of the length of the arena, measured from the top of the arena. The length of the alleyway is from 16 to 24 feet for sheep and cattle and 8 to 12 feet for ducks.

The “Y” chute may be formed either by using the arena wall as one side of the obstacle, with three panels on the other side, or may be freestanding.

For example: When the arena fence is used on one side, two panels are placed end to end, parallel to and 4 feet (2 feet for ducks) out from the arena fence, to form the chute. The third panel is attached to the top edge of the chute panels and slanted toward the center of the arena to make a funnel opening 12 feet wide (4 feet for ducks).

When the “Y” chute is freestanding, the two panels are placed end to end, parallel to and 4 feet (2 feet for ducks) out from the arena fence. One panel is attached to the top edge of the chute panels and slanted to touch the arena fence. The two inside panels are arranged as described above, but placed 8 feet (4 feet for ducks) out from the fence line to make a chute that is 4 feet wide (2 feet for ducks). The remaining panels are attached to the top of the outside panels and slanted toward the center of the arena to make a funnel opening 12 feet wide (4 feet for ducks). A short panel is attached at the bottom of the outside panels to block the dead space, so the stock will not become trapped, if they retreat on the course.

The “Z” Chute—The “Z” chute is placed adjacent to and in the middle of the fence line at the bottom end of the arena.

Example 1: Formed with 5 slatted panels of equal length and one shorter panel. The inside (arena side) uses three panels. The first forms the mouth of the chute and is set at an angle of 45 degrees from the fence line. The second panel attaches at a 90-degree angle to the first panel. The third panel is attached to the second panel, to run parallel to the fence line. The outside (fence line side) of the “Z” chute is formed with three panels. Two panels of equal length are set to form an alleyway parallel to the inside panels. The alleyway is 4 feet wide for sheep and cattle, 2 feet wide for ducks. Short panel(s) are attached to the last panel and the fence to block the

Chapter 5, Section 2

dead space, so livestock can not turn toward the fence and become trapped.

Example 2: Formed by 3 long panels of equal length and 2 shorter panels of equal length. The inside (arena side) uses 3 panels. The first forms the mouth of the chute and is set at an angle of 45 degrees from the fence line. The second attaches at a 90-degree angle to the first panel. The third attaches at a 90-degree angle to the second panel to form a “Z.” The outside (fence line side) is 2 shorter panels attached together and to the fence line, to run parallel to the inside panels, forming an alleyway 4 feet wide for sheep and cattle, 2 feet wide for ducks.

Hold/Exam Pen (or Panel Runway for Started)—A 12 foot long (4 to 6 feet for ducks) panel(s) is placed parallel to the fence line to form a panel runway for Started. For Intermediate and Advanced, a second 12-foot long (4 to 6 feet long for ducks) panel(s) is attached toward the top of the arena to the fence and the freestanding panel. Together, with the fence, the two panels form a three-sided pen open toward the bottom of the arena. The height of the panels is the same height as the arena fencing.

Number Markers—Numbers, of sufficient size to be clearly seen, are placed on the fence as shown in the diagrams. Marker #1 is placed at Post C. Marker #2 is on the arena corner between the “Y” and the “Z” chute. Marker #3 is on the arena corner between the “Z” chute and the panel runway or hold/exam pen. Marker #4 and #5 are opposite each other on the long fences, directly across from the opening of the centerline.

COURSE A
OBSTACLE CONSTRUCTION ALTERNATIVES

Y CHUTE

EXAMPLE 1



Y CHUTE

EXAMPLE 2



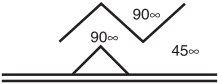
Z CHUTE

EXAMPLE 1



Z CHUTE

EXAMPLE 2



Chapter 5, Section 3

Section 3. Levels.

Started Level Course A—Description

Time Allowed: 10 minutes for sheep and ducks, 12 minutes for cattle. Time starts when the handler sends their dog.

Start – The lead is removed at the gate after the gate is closed to the arena. The dog is placed at Post B. The handler may move to any location on the centerline between Post A and Post B.

Outrun, Lift and Fetch/Drive – The dog begins the outrun from Post B. The dog lifts and moves the stock down the arena on the far side of the centerline panels to marker #1 (Post C).

The handler may move within the handler's zone between Posts A and B during the outrun, lift and fetch. After the fetch to Post A, it is the handler's option in which manner the course is executed: drive, fetch or a combination of both. The handler may walk to any position once the stock have moved past Post A.

“Y” Chute – Turn around Post C and move the stock to the “Y” chute with a turn down the arena through the chute to marker #2.

“Z” Chute – Turn toward the far side at marker #2 and the stock move through “Z” chute to marker #3.

Panel runway – Turn toward the top at marker #3 and the stock move straight through the panel runway to marker #4.

Centerline gate – Turn toward the near side at marker #4 and the stock move straight across arena through center panels to marker #5. The handler may pass through the centerline gate.

Pen – Turn toward the top of arena and the stock move to near the gate. The dog holds the stock in a location near the exhaust pen but away from the gate while the handler opens the gate. The stock is penned. The dog must demonstrate it is willing to disengage from the stock. The leash shall not be placed on the dog until just prior to opening the gate to leave the arena.

COURSE A

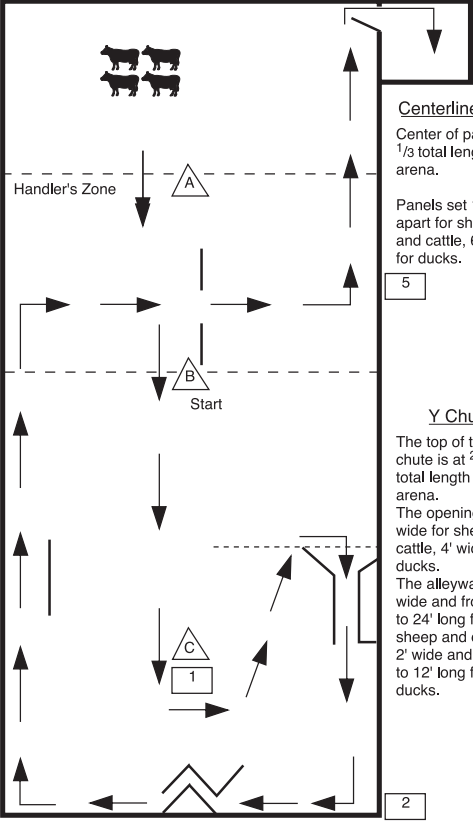
STARTED

Time allowed: 10 minutes for sheep and ducks. 12 minutes for cattle.

Arena size:	Sheep & Cattle	Minimum	100 feet	x	200 feet
		Maximum	200 feet	x	400 feet
	Ducks	Minimum	50 feet	x	100 feet
		Maximum	100 feet	x	200 feet

Lift Area

The stock should be positioned 30' off the top fence line and approximately 12' to the left of Centerline Gate. Panels for sheep and cattle, 6' to the left of Centerline Gate panels for ducks.



Centerline Gate

Center of panels 1/3 total length of arena.

Panels set 16' apart for sheep and cattle, 6' apart for ducks.

Y Chute

The top of the chute is at 2/3 the total length of the arena. The opening is 12' wide for sheep and cattle, 4' wide for ducks. The alleyway is 4' wide and from 16' to 24' long for sheep and cattle, 2' wide and from 8' to 12' long for ducks.

Z Chute

1/2 the arena width. The alleyway is 4' wide for sheep and cattle, 2' wide for ducks.

Panel Runway

The top edge is at 2/3 total length of the arena. The runway is 12' wide for sheep and cattle, 4' wide for ducks.

Chapter 5, Section 3

Intermediate Level Course A—Description

Time Allowed: 10 minutes for sheep and ducks, 12 minutes for cattle. Time starts when the handler sends their dog.

Start – The lead is removed at the gate after the gate is closed to the arena. The dog is placed at Post C. The handler may move to any location on the centerline between Post B and Post C.

Outrun, Lift, Fetch/Drive – The dog begins the outrun from Post C. The dog lifts and moves the stock down the arena on the far side of the center panels to marker #1 (Post C).

The handler may move within the zone between Posts B & C during the outrun, lift and fetch. After the fetch to Post B, it is the handler's option in which manner marker #1 is reached: drive, fetch or a combination of both. The handler must be at or near (within 15 feet of) Post C before attempting the "Y" chute.

"Y" Chute – Turn around Post C and move the stock to and through the "Y" chute to marker #2. The handler remains at Post C until the stock have exited the "Y" chute.

The handler may move after completion of the "Y" chute but must remain in the zone between Post B and Post C until the stock reach marker #5.

"Z" Chute – Turn towards the far side at marker #2, then move stock through the "Z" chute to marker #3.

Hold/Exam pen – Turn towards the top at marker #3 and move the stock into the Hold/Exam pen. The dog will allow the stock to settle and hold them (up to 1 minute) until the judge indicates the stock are to be moved out of the pen. After the hold, the handler may choose to move the stock out of the pen by his/her presence or with the dog. Move the stock to marker #4.

Centerline gate – Turn towards the near side at marker #4 and move the stock straight across the arena, through the gate to marker #5.

After the stock have reached marker #5, the handler proceeds directly to the exhaust pen gate and may pass through the centerline gate at his/her option.

Pen – Turn towards the top of the arena at marker #5 and move the stock to near the exhaust pen. The dog holds the stock in a location near the exhaust pen but away from the gate while the handler opens the gate. The stock is penned. The handler closes the gate and completes the run.

COURSE A

INTERMEDIATE

Time allowed: 10 minutes for sheep and ducks. 12 minutes for cattle.

Arena size:	Sheep & Cattle	Minimum	100 feet	x	200 feet
		Maximum	200 feet	x	400 feet
	Ducks	Minimum	50 feet	x	100 feet
		Maximum	100 feet	x	200 feet

Lift Area
The stock should be positioned 30' off the top fence line and approximately 12' to the left of Centerline Gate. Panels for sheep and cattle, 6' to the left of Centerline Gate panels for ducks.

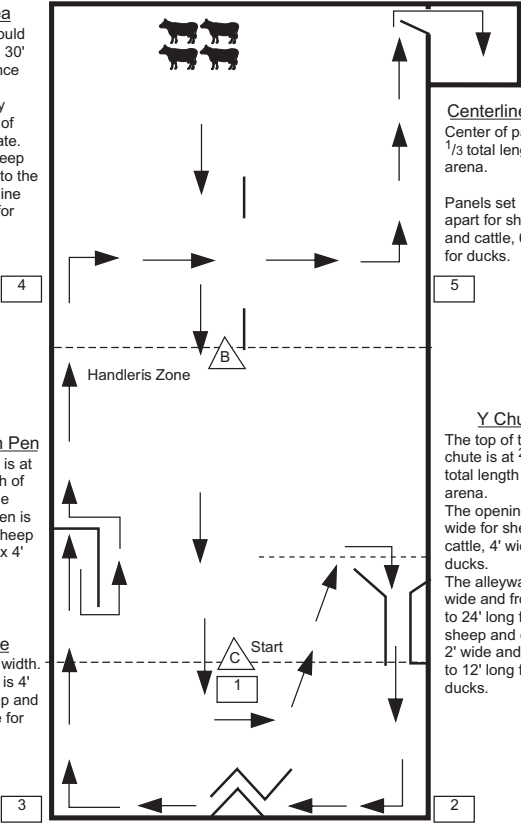
Centerline Gate
Center of panels $\frac{1}{3}$ total length of arena.

Panels set 16' apart for sheep and cattle, 6' apart for ducks.

Hold/Exam Pen
The top edge is at $\frac{2}{3}$ total length of the arena. The Hold/Exam Pen is 12' x 12' for sheep and cattle, 4' x 4' for ducks.

Y Chute
The top of the chute is at $\frac{2}{3}$ the total length of the arena. The opening is 12' wide for sheep and cattle, 4' wide for ducks. The alleyway is 4' wide and from 16' to 24' long for sheep and cattle, 2' wide and from 8' to 12' long for ducks.

Z Chute
 $\frac{1}{2}$ the arena width. The alleyway is 4' wide for sheep and cattle, 2' wide for ducks.



Chapter 5, Section 3

Advanced Level Course A—Description

Time Allowed: 10 minutes for sheep and ducks, 12 minutes for cattle. Time starts when the handler sends their dog.

Start – The lead is removed at the gate after the gate is closed to the arena. The dog and the handler begin the course at Post C.

Outrun, Lift, Fetch – The dog begins the outrun from Post C. The dog will lift the stock and move the stock down the arena on the far side of the center panels to marker #1.

The handler remains at Post C during the outrun and lift. Once the lift starts the handler may move to the bottom corner of the hold/exam pen or remain at Post C. The handler must then maintain their position until the stock reach marker #3.

“Y” Chute – Turn around Post C and move the stock to the “Y” chute with a turn down the arena through the chute to marker #2.

“Z” Chute – Turn towards the far side at marker #2 and move the stock straight through the “Z” chute to marker #3.

Once the stock reach marker #3, the handler moves to hold/exam pen where the handler must remain until the stock are moved to marker #5. Handler may move/stand anywhere along the panel that runs parallel to the center line.

Hold/Exam pen – Turn towards the top at marker #3 and move the stock into hold/exam pen. The dog will settle and hold the stock (up to 1 minute) until the Judge indicates the stock are to be moved out of the pen. After the Hold, the handler may choose to move the stock out of the pen by his/her presence or with the dog. Move the stock to marker #4.

Center-line gate – Turn towards the near side at marker # 4 and move to stock straight across the arena, through the gate to marker #5.

After the stock have reached marker #5, the handler proceeds directly to the exhaust pen gate and may pass through the centerline gate at his/her option.

Pen – Turn towards the top of the arena at marker #5 and move the stock to near the exhaust pen. The dog holds the stock near the exhaust pen but away from the gate while the handler opens the gate. The stock are penned. The handler closes the gate and completes the run.

COURSE A

ADVANCED

Time allowed: 10 minutes for sheep and ducks. 12 minutes for cattle.

Arena size:	Sheep & Cattle	Minimum	100 feet	x	200 feet
		Maximum	200 feet	x	400 feet
	Ducks	Minimum	50 feet	x	100 feet
		Maximum	100 feet	x	200 feet

Lift Area
The stock should be positioned 30' off the top fence line and approximately 12' to the left of Centerline Gate. Panels for sheep and cattle, 6' to the left of Centerline Gate panels for ducks.

Centerline Gate
Center of panels 1/3 total length of arena.

Panels set 16' apart for sheep and cattle, 6' apart for ducks.

Y Chute

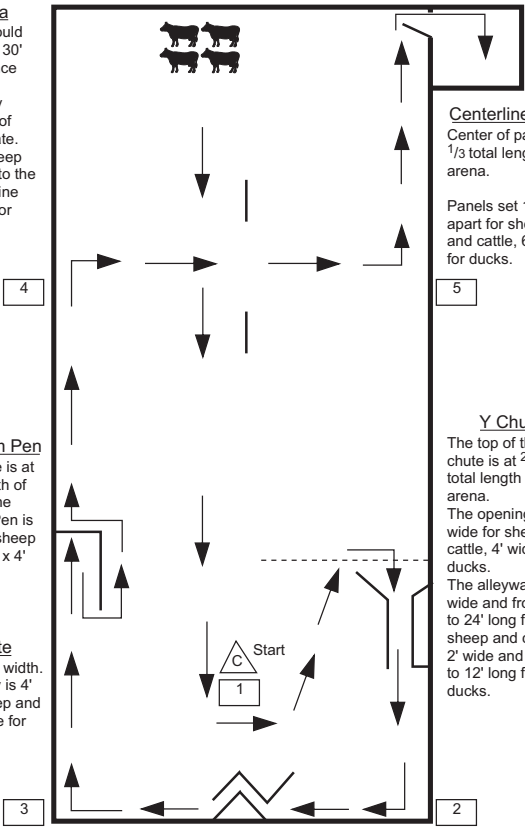
The top of the chute is at 2/3 the total length of the arena.
The opening is 12' wide for sheep and cattle, 4' wide for ducks.
The alleyway is 4' wide and from 16' to 24' long for sheep and cattle, 2' wide and from 8' to 12' long for ducks.

Hold/Exam Pen

The top edge is at 2/3 total length of the arena. The Hold/Exam Pen is 12' x 12' for sheep and cattle, 4' x 4' for ducks.

Z Chute

1/2 the arena width. The alleyway is 4' wide for sheep and cattle, 2' wide for ducks.



Chapter 5, Section 4

Section 4. Judging Course A. Points will be deducted in 1/2 point or whole point increments only.

SUGGESTED SCORING:

The centerline runs from one end of the arena to the other.

A. Outrun/Lift/Fetch:

1. Up to 1 1/2 points deducted for a redirect while the dog is in motion.
2. Up to 3 points deducted for a stop and redirect.
3. Up to 10 points deducted if the handler leaves the handler's post prematurely.
4. Up to 10 points deducted for a crossover between the handler and the stock on the outrun.
5. Up to 5 points deducted if the dog starts straight ahead towards the stock and then completes the outrun correctly.
6. Up to 10 points deducted if the dog runs straight up the middle on the outrun.
7. Up to 20 points deducted if (caused by the dog) the stock run down the course out of control.
8. Up to 5 points deducted for dog crossing behind the handler on the outrun.

B. Drive/Fetch:

Note: Applies to movement of the stock over the entire course. Penalty is to be deducted under the exercise(s) where the error(s) occurs.

The correct path of the livestock through the course will be a zone approximately 12 feet wide, or 12 feet in from the fence line (4 feet for ducks). There are no off-line deductions for going directly to the "Z" chute or Hold/Exam pen (panel runway in Started).

1. Up to 1 point deducted each time for flanking the dog too far off the stock.
2. Up to 1 point deducted each time for the dog allowing the stock to spread out.
3. Up to 1 point deducted each time for causing the stock to weave by over-flanking.
4. Up to 2 points deducted each time the dog circles the stock.
5. Up to 3 points deducted each time the stock (one or more) are off-line.
6. Up to 3 points deducted each time for the dog allowing or causing the stock to split.
7. Up to 3 points deducted for retreating on the course.
8. Up to 3 points deducted for the dog leaving the stock due to lack of interest or off contact.

C. Obstacles: Retrievers are permitted at all obstacles. No obstacle may be attempted more than twice. After two tries, the stock are moved to the marker which begins the next obstacle. It will be counted as an attempt if the

stock run past the obstacle. The top panel for the cross-drive does not have a horizontal plane. Judges are to use retreat on course and off-line penalties, instead of a penalty for missing the plane of an obstacle, if the stock are not turned for the crossdrive.

1. Up to 1 point per head deducted for each attempt at an obstacle which is missed.
2. Up to 1 point per head deducted for the dog bringing the stock back through an obstacle from the wrong direction.
3. Up to 1 point per head deducted on the Hold/Exam pen for each head of stock leaving the pen before the Judge's signal to exit. The stock may leave in single file or as a group after the Judge's signal.
4. Up to 7 points deducted if the handler crosses over the opening of the Hold/Exam pen or moves behind the pen before the Judge signals a hold.
5. Up to 2 points deducted for handler forgetting to close the exhaust pen gate.
6. Up to 3 points deducted if the dog loses control of the stock while the handler opens the exhaust pen gate.
7. Up to 5 points deducted if the dog brings the stock back out of the exhaust pen.
8. Up to 5 points deducted if the dog voluntarily leaves the stock and accompanies the handler to the exhaust pen gate.
9. Non-qualifying if the handler walks through an obstacle (except the centerline gate in Started).

D. General Deductions:

1. Up to 1 point deducted each time for the dog stopping and sniffing.
2. Up to 3 points deducted for excessive commands.
3. Up to 3 points deducted each time the dog refuses to obey commands.
4. Up to 3 points deducted for the handler moving the stock.
5. Up to 5 points deducted each time the handler touches the dog or the stock.
6. Up to 5 points deducted or removed for unacceptable grip. Dog must be removed for second unacceptable grip or excused for abusive grip.
7. Up to 5 points deducted each time the dog fouls the course.
8. Up to 5 points deducted if, when entering the arena, the dog remains on lead as the handler leaves the gate area to proceed to the appropriate post or if, when leaving the arena, the lead is applied early rather than just prior to opening the gate to leave the arena.
9. Up to 3 points deducted, each incident, for the excessive or threatening use of the crook or stock stick, or use of threats causing dog to cringe.

Chapter 5, Section 4

10. If the stock simply follows the handler through the course, or if the dog simply heels or follows off contact through the course, the dog must not qualify.
11. Up to 8 points deducted if stock does not respect dog.
12. Up to 10 points deducted if the dog needs repeated commands to perform tasks.
13. Up to 10 points deducted if the dog fails to control situations on its own initiative.

Maximum Points Available

All Levels—100 Points

1. Outrun/Lift/Fetch	20
2. "Y" Chute	15
3. "Z" Chute	15
4. Hold/Exam Pen (panel runway in Started).....	15
5. Center-line gate	20
6. Pen.....	<u>15</u>
	100

In order to receive a qualifying score in any level, a dog must have a total of at least 60 points, provided none of the above point categories are scored at less than 1/2 of the available points.

CHAPTER VI

COURSE B

Section 1. Course B. Course B is an open field trial demonstrating a dog's ability to control and move livestock in an extended area. Stock for this course are sheep, ducks or cattle. At all levels, the length of each of the drive legs equals approximately 1/3 of the total length of the outrun. The minimum length of a drive leg is 100 feet for sheep and cattle or 50 feet for ducks.

Course B will have a minimum and a maximum outrun distance for each of the levels as follows:

The Started level minimum outrun shall be 60 feet for ducks and 150 feet for sheep and cattle. The maximum outrun will be no more than 100 feet for ducks and 300 feet for sheep and cattle.

The Intermediate level minimum outrun shall be 75 feet for ducks and 300 feet for sheep and cattle. The maximum outrun shall be no more than 150 feet for ducks and 600 feet for sheep and cattle.

The Advanced level minimum outrun shall be 100 feet for ducks and 350 feet for sheep and cattle. The maximum outrun shall be no more than 150 feet for ducks and 1,200 feet for sheep and cattle.

Course B – Outrun Distances		
	Minimum	Maximum
Sheep/Cattle:		
Started	150'	300'
Intermediate	300'	600'
Advanced	350'	1,200'
Ducks:		
Started	60'	100'
Intermediate	75'	150'
Advanced	100'	150'

Started, Intermediate and Advanced outruns must be in proportional distances based on minimum and maximum allowable distances. For example, if a course is 80% of the maximum, all levels must be 80% of the maximum.

Outrun sizes must be stated in the premium list. The course is set up in fields which permit a clear view of all working areas. The field must be both wide and long enough to allow for unhampered stock and dog movement throughout the working area. For sheep and cattle, the field must allow 150 feet at the top above the area of the lift, 75 feet at the bottom below the shedding ring, which is in addition to the distance the stock will be placed from the handler's post, from 150 to 1,200 feet. The width must allow 100 feet on each side of the gates. The minimum field size for sheep and cattle when all levels are offered is 300 feet by 575 feet.

For ducks, the field must allow 100 feet at the top and 50 feet at the bottom, which is in addition to the distance the stock, will be placed from the handler's post, from 60 feet to 150 feet. The width must allow 75 feet on each side of the gates, minimum trial field size for ducks, when all levels are offered, is 200 feet x 250 feet."

The handler's post can be a stake driven into the ground, a pylon or other marker. All outruns start from and all course measurements originate from the handler's post. Panels used to form the gates may be 8-12 feet long for sheep and cattle, 4-6 feet long for ducks, at the prescribed angles to the course line. The pen shall be from 6 feet x 6 feet up to 8 feet x 8 feet for sheep, 12 feet x 12 feet for cattle, or 4 x 4 feet for ducks, with a freely swinging gate. The gate, at the opening end, must have a 6-foot securely attached rope for sheep and cattle, 2 feet for ducks. The shedding ring shall be no less than 30 feet in diameter for Started and Intermediate and 60 feet in Advanced or 20 feet in diameter for ducks. It shall be clearly marked with sawdust, lime or mowed.

Chapter 6, Section 2

Section 2. Course Layout. The course is laid out in a triangular pattern with the handler's post on the bottom, gate #1 on the left, and gate #2 on the right. The course can be reversed at the discretion of the course director.

The host club has two options:

A. Equilateral triangle – Each angle of the triangle is approximately 60 degrees. Each leg of the drive shall equal approximately 1/3 of the total outrun length (except for the minimum of 100 feet for sheep and cattle and 50 feet for ducks).

B. Isosceles triangle – The total drive distance must equal the outrun length except for the minimum of 300 feet for sheep and 150 feet for ducks. The drive distance from gate #1 to gate #2 must be a minimum of 100 feet for sheep and cattle and 50 feet for ducks. The other drive legs must be equal in length (except for the minimum of 100 feet for sheep and cattle and 50 feet for ducks).

The isosceles triangle may be useful for clubs as they transition from Course B intermediate to advanced tests. The isosceles triangle can be achieved by moving the handlers post back while leaving the gates in place.

The lift area for the stock shall be in a straight line with the handler's post, intersecting the cross-drive line at the midpoint between the two gates to form the fetch line.

Gate #1 shall be set to stand at a 90-degree angle with the drive course line. The drive course line should be in the middle of the 21-foot opening for sheep and cattle, 8 foot opening for ducks. Gate #2 shall be set to stand at approximately a 15-degree angle with the cross-drive course line so the handler can see through the gate opening. The top panel set to the inside of the course, the bottom panel to the outside of the course. The cross-drive line shall be at the center of the 21-foot opening for sheep and cattle, 8 feet for ducks.

The pen shall be located to the right of or behind and no more than 35 feet from the handler's post. The shedding ring shall be located in front of or behind the handler's post. It must be convenient to the pen. The pen is generally oriented with the gate opening facing the second drive panels, however, the judge may rotate the pen in another direction if deemed necessary.

Stock release pens shall be located at the top end of the course and must be at a sufficient distance from the lift area so as not to interfere in any way with the dog's outrun.

The exhaust pen shall be located at the bottom end of the course and must be sufficient distance from the pen and shedding ring so as not to interfere in any way with the dog's working area.

DESCRIPTION OF EXERCISES

The Outrun—The timing of the entire run and the scoring for this exercise begins when the handler sends the dog and the dog leaves the handler's side to begin the outrun.

From a position near the handler standing at the post, the dog begins its outrun, either right or left, in a cast which is neither too straight nor too wide, arriving behind the livestock at a sufficient distance from them so as to not unduly disturb them. Should the livestock have moved, or be moving, the correct end to the outrun should be when the dog is at the head of the livestock and in a position to bring them on to the course line.

The outrun ends when the dog is in position behind the stock to start the lift.

Lift—This exercise begins when the dog is in position to lift the livestock. The lift ends when the stock are put into motion.

Fetch—The fetch begins as the stock move down the course. Once the livestock are on the move (lifted) they should be brought at a steady pace to pass behind the handler's post in a clockwise direction. The fetch ends when the stock are behind the handler's post.

Fetch II (Started Level only)—The second phase of the fetch begins when the stock come out from behind the handler's post in a clockwise direction. The handler shall lead the stock from the post through gate #1 and gate #2 and to the pen in straight lines. The livestock should move at a calm even pace, not passing the handler, and with the dog in control of their movement at all times. There will be no retries at missed gates. When the stock reaches the working area in front of the pen, Fetch II is completed.

Drive (Intermediate)—The drive begins as the stock come out from behind the handler's post in a clockwise direction. The handler will remain at the handler's post until the stock clears Gate #1. The handler may then leave the handler's post and walk to any appropriate position to meet the dog and stock and will fetch and/or drive the stock to and through Gate #2 and to the pen. All movement of the stock during the drive must be quiet, steady, controlled, on straight lines. There are no retries for missed gates. The drive ends when the stock enters the pen working area.

Drive (Advanced)—The drive begins as the stock come out from behind the handler's post in a clockwise direction. The stock, in a drive, through gate #1, are turned to cross-drive through gate #2. The stock will then be fetched directly to the pen. All movement of the stock during the drive must be quiet with steady control on straight lines. There are no retries for missed gates. The drive ends when the stock enters the pen working area.

Chapter 6, Section 2

Pen—The penning exercise begins when the stock enters the working area in front of the pen. The livestock should move directly into the pen without leaving the working area in front of the pen gate. The handler may leave the post after the livestock have passed through the last gate, and may then proceed to the pen where he or she will take hold of the rope and may not drop it.

The Hold (Started and Intermediate)—The hold exercise begins as the dog takes the stock from the pen to the shedding ring. The dog must hold the stock to the handler within the shedding ring until the Judge says, “That’s a hold.” Time ends and the run is completed.

Shed (Advanced)—The shed begins as the dog takes the stock from the pen to the shedding ring. Two head of livestock (when five head are used or one when three head are used) should be separated from the flock and held by the dog until the Judge states to the handler, “That’s a shed.” Time ends and the run is completed.

Section 3. Levels

Started Level Course B—Description

Time Allowed: 10 Minutes

When cattle are used on Course B, one minute should be added to the course time for every additional 30 feet of outrun distance over the minimum.

Outrun: Minimum length — 150 feet sheep and cattle
60 feet ducks

Maximum length — 300 feet sheep and cattle
100 feet ducks

The handler sends the dog on the outrun to lift and fetch the stock. Once the stock have passed behind the handler’s post, the handler leaves the post and then leads the stock and dog around the remainder of the course in a fetching manner. The handler may not enter the pen. The exercises are:

- 1) Outrun
- 2) Lift
- 3) Fetch
- 4) Turn around the handler’s post
- 5) Fetch through Gate #1 and Gate #2
- 6) Pen
- 7) Hold

Started Level Course B—Description

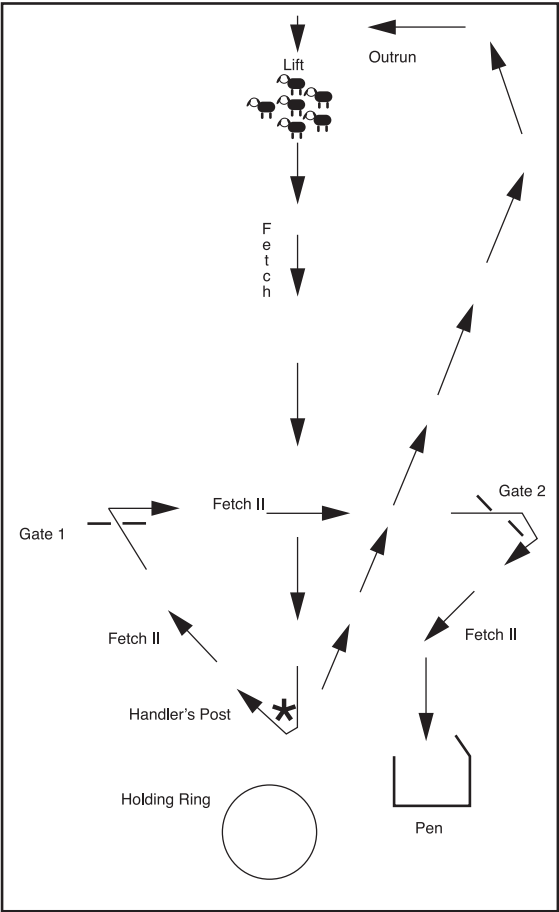
Time Allowed: 10 Minutes

When cattle are used on Course B, one minute should be added to the course time for every additional 30 feet of outrun distance over the minimum.

STARTED

Course size:	Sheep & Cattle	Minimum outrun	150 feet
		Maximum outrun	300 feet
	Ducks	Minimum outrun	60 feet
		Maximum outrun	100 feet

Each Fetch II leg shall be $\frac{1}{3}$ the total length of the outrun with a minimum length of 100 feet for sheep and cattle or 50 feet for ducks



OUTRUN

The correct path of the outrun may be to either side of the course and may be outside the drive panels depending on the width of the course.

GATES

The gate openings shall be 21' for sheep and cattle, 8' for ducks.

PEN

The pen shall be from 6' x 6' up to 8' x 8' for sheep, 12' x 12' for cattle, or 4' x 4' for ducks.

HOLDING RING

The holding ring diameter shall be no smaller than 30 feet (Started & Intermediate) or 60 feet (for Advanced) for sheep and cattle, 20' for ducks.

Chapter 6, Section 3

Intermediate Level Course B—Description

Time Allowed: 10 Minutes

When cattle are used on Course B, one minute should be added to the course time for every additional 30 feet of outrun distance over the minimum.

Outrun: Minimum length — 300 feet sheep and cattle
75 feet ducks

Maximum length — 600 feet sheep and cattle
150 feet ducks

The handler will remain at the handler's post until the stock clears Gate #1. The handler may then leave the handler's post and walk to any appropriate position to meet the dog and stock and will fetch and/or drive the stock to and through Gate #2 and to the pen. The exercises are:

- 1) Outrun
- 2) Lift
- 3) Fetch
- 4) Turn around the handler's post
- 5) Drive through Gate #1
- 6) Drive and/or fetch to Gate #2
- 7) Pen
- 8) Hold

Intermediate Level Course B—Description

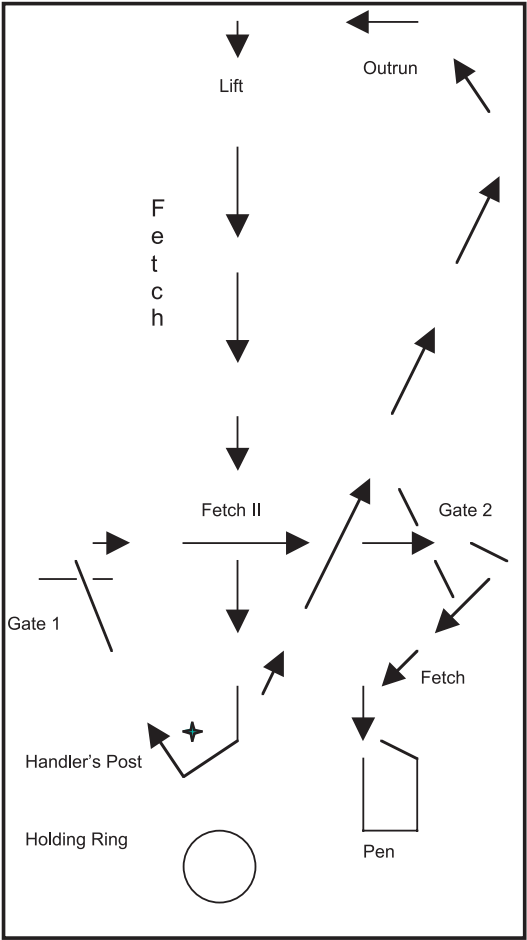
COURSE B

INTERMEDIATE

Time allowed: 10 Minutes. When cattle are used one minute should be added to the course time for every additional 30-ft. of outrun distance over the minimum.

Course size:	
Sheep & Cattle	Minimum outrun 300 feet Maximum outrun 600 feet
Ducks	Minimum outrun 75 feet Maximum outrun 150 feet

Each Drive leg shall be 1/3 the total length of the outrun with a minimum length of 100 feet for sheep and cattle or 50 feet for ducks



OUTRUN

The correct path of the outrun may be to either side of the course and may be outside the drive panels depending on the width of the course.

GATES

The gate openings shall be 21' for sheep and cattle, 8' for ducks.

PEN

The pen shall be from 6' x 6' up to 8' x 8' for sheep, 12' x 12' for cattle, or 4' x 4' for ducks.

HOLDING

RING

The holding ring diameter shall be no smaller than 30 feet (Started & Intermediate) or 60 feet (for Advanced) for sheep and cattle, 20' for ducks.

Chapter 6, Section 3

Advanced Level Course B–Description

Time Allowed: 12 minutes

When cattle are used on Course B, one minute should be added to the course time for every additional 30 feet of outrun distance over the minimum.

Outrun: Minimum length — 350 feet sheep and cattle
100 feet ducks

Maximum length — 1,200 feet sheep and cattle
150 feet ducks

The handler will remain at the post until the stock have turned at Gate #2. The handler will then move to the pen to prepare for penning the stock. The exercises are:

- 1) Outrun
- 2) Lift
- 3) Fetch
- 4) Turn around the handler's post
- 5) Drive through Gate #1
- 6) Cross-drive through Gate #2
- 7) Pen
- 8) Shed

Advanced Level Course B—Description

Time Allowed: 12 minutes

When cattle are used one minute should be added to the course time for every additional 30 feet of outrun distance over the minimum.

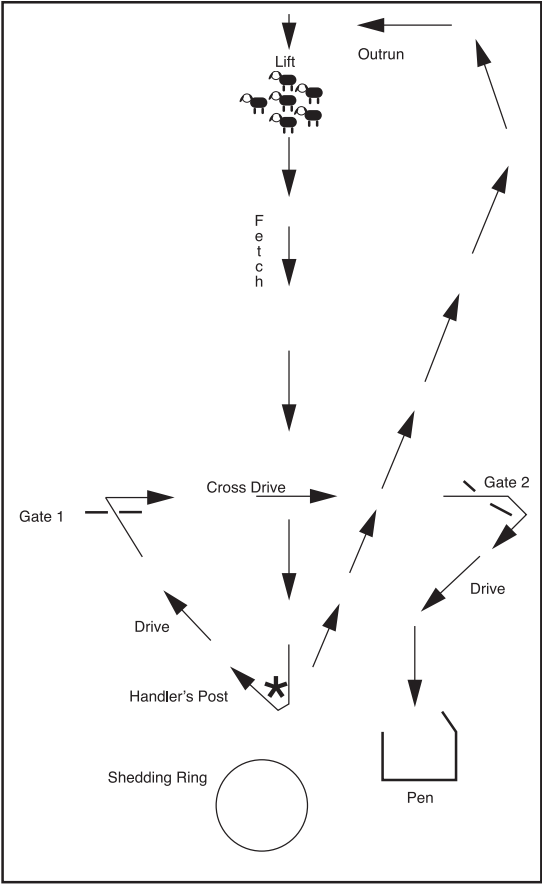
COURSE B

ADVANCED

Time allowed: 12 minutes

Course size:	Sheep & Cattle	Minimum outrun	350 feet
		Maximum outrun	1,200 feet
	Ducks	Minimum outrun	100 feet
		Maximum outrun	150 feet

Each DRIVE leg shall be 1/3 the total length of the outrun with a minimum length of 100 feet for sheep and cattle or 50 feet for ducks



OUTRUN

The correct path of the outrun may be to either side of the course and may be outside the drive panels depending on the width of the course.

GATES

The gate openings shall be 21' for sheep and cattle, 8' for ducks.

PEN

The pen shall be from 6' x 6' up to 8' x 8' for sheep, 12' x 12' for cattle, or 4' x 4' for ducks.

SHEDDING

RING

The shedding ring diameter shall be no smaller than 30 feet (Started & Intermediate) or 60 feet for Advanced for sheep and cattle, 20' for ducks.

Section 4. Judging Course B.

SUGGESTED SCORING:

Points will be deducted in one-half or whole point increments only.

A. Outrun:

1. Up to 1 point deducted for the dog being too far away from the post, more than 10 feet.
2. Up to 20 points deducted for the dog running to the exhaust pen and must be called back. The dog is removed the second time.
3. Up to 1/2 point deducted for the handler encouraging the dog on the outrun.
4. Up to 1/2 point deducted for a redirect on the outrun.
5. Up to 3 points deducted for the dog stopping and then receiving a redirect.
6. Up to 4 points deducted if the dog runs straight up the middle of the field and casts out.
7. Up to 4 points deducted for the dog running narrow.
8. Up to 5 points deducted for the dog being off contact with the stock, running too wide, fence or boundary running.
9. Up to 10 points deducted for the dog running straight up the middle of the field.
10. Up to 10 points deducted if the dog crosses over the center of the line on the outrun.
11. Up to 1 point deducted for running to the dog holding the stock.
12. Up to 1/2 point deducted for overrunning the stock.
13. Up to 2 points deducted for the dog stopping short.
14. Up to 2 points deducted for the dog too close to the stock at top of the outrun.
15. Up to 3 points deducted for the dog running to the outlet pen, removed on the second time.
16. Up to 4 points deducted if the dog is tight at top, will not stop and rushes stock.
17. Up to 10 points deducted if the handler leaves the handler's post prematurely.

B. Lift

1. Up to 3 points deducted for requiring flanking commands to shift stock.
2. Up to 4 points deducted for the dog refusing to come in on the stock after a down/stand.
3. Up to 5 points deducted for a rushed lift, causing the stock to run or split.

4. Up to 5 points deducted for the dog causing off-line direction of the flock.

C. Fetch/Drive

The fetch/drive applies to the movement of the stock over the entire course, and penalties are to be deducted under the exercise where the error(s) occur(s). The movement of the stock through the course will be a zone approximately 21 feet wide for sheep and cattle, 8 feet for ducks, with the center of the line at the center of each obstacle or working area.

1. Up to 1 point deducted for flanking the dog too far off the stock.
2. Up to 1 point deducted for the dog allowing the stock to spread out.
3. Up to 1 point deducted for the dog turning in circles.
4. Up to 1 point deducted for the dog causing the stock to weave by over-flanking.
5. Up to 3 points deducted each time the stock retreat on the course.
6. Up to 5 points deducted for a crossover on the cross-drive.
7. Up to 3 points deducted if the dog leaves the stock due to lack of interest, or is off contact.
8. Up to 3 points deducted for excessive commands.
9. Up to 2 points deducted each time the dog circles the stock.
10. Up to 3 points deducted for the stock being off-line.
11. Up to 3 points deducted for the dog allowing or causing the stock to split.
12. Up to 1 point deducted per head of stock for missing the obstacle.
13. Up to 1 point deducted per head of stock if the dog brings the stock back through the obstacle.
14. Up to 2 points deducted for a wide turn.

D. Pen

1. Up to 1 point deducted per head of stock going around the pen.
2. Up to 5 points deducted for the stock going into the pen and then escaping.
3. Up to 1 point deducted for slamming gate.
4. Non-qualifying for voluntarily dropping rope.

E. Hold (Started and Intermediate)

1. Up to 3 points deducted for the stock moving outside of the shedding ring.
2. Up to 3 points deducted for stock not settling.
3. Up to 3 points deducted for ragged work.

F. Shed (Advanced)

A dog may qualify (if more than 5 points remain) for attempting but not accomplishing a hold after the shed. There may be retries—the Judge decides whether the dog split or shed the stock.

1. Up to 1 point deducted for shed being done by handler.
2. Up to 1 point deducted for dog turning tail.
3. Up to 1 point deducted for a missed opportunity.
4. Up to 1 point deducted for handler standing too long without trying to shed.
5. Up to 3 points deducted if the stock cut off from the group, rejoin the group (no hold following the shed).
6. Up to 6 points deducted for not trying to do a shed.

G. General Deductions

1. Up to 1 point deducted each time the dog stops and sniffs.
2. Up to 3 points deducted for each time the dog refuses to obey commands.
3. Up to 3 points deducted for the dog leaving the stock due to lack of interest.
4. Up to 5 points or removed for an unacceptable grip. The dog must be excused for an abusive grip.
5. Up to 5 points deducted each time the handler touches the dog or stock.
6. Up to 5 points deducted each time the dog fouls the course.
7. Up to 5 points deducted if the dog enters the course on lead.
8. Up to 3 points deducted, each incident, for excessive use of or threatening the dog with crook or stock stick.
9. Up to 8 points deducted if stock does not respect dog.
10. Up to 10 points deducted if the dog needs repeated commands to perform tasks.
11. Up to 10 points deducted if the dog fails to control situations on its own initiative.

Maximum Points Available

All Levels—100 points

1. Outrun 20 points
2. Lift. 10 points
3. Fetch. 20 points
4. Drive 30 points
(Fetch II in Started Level)
5. Pen 10 points
6. Hold (Started/Intermediate) 10 points

Advanced

Shed. 5 points

Hold. 5 points

TOTAL 100 points

In order to receive a qualifying score in any level, a dog must have a total of at least 60 points, provided none of the above point categories are scored at less than 1/2 of the available points.

CHAPTER VII

COURSE C

Section 1. Course C. Course C reflects a tending shepherd's day, as he/she accompanies the flock, moving to various unfenced grazing areas. The sheep must be allowed to graze peacefully, contained within specified unfenced areas, and safely guided on the roads between those areas. The dog patrols to guard against sheep trespassing onto the adjoining field, while the sheep graze and are moved along roads. The shepherd and dog are responsible for the safety and good health of the sheep, in addition to protection of all adjoining lands from the sheep. Only through a harmonious effort among the shepherd, the flock and the dog can optimal success be attained in this type of grazing flock management.

Only sheep are used on Course C. Although the minimum number of sheep allowed are 20, larger flocks give the best opportunity for success. The handler walks with the flock to lead or guide them along the roads and into graze areas. The Judge and Secretary also walk the course at a discreet distance from the handler, dog and stock. Spectators are not allowed on the course during the competition.

The site of the course should be similar to a farm or pasture area to allow the execution of all the exercises and obstacles. It should take advantage of as many natural features as possible. The order of the exercises and obstacles may be changed as necessary to accommodate

Chapter 7, Section 1

the site, provided all are included in appropriate relation to each other, and provided that the exercise following the Exit from the Pen is approximately 100 yards in length.

Course C shall cover a minimum distance of 440 linear yards and a maximum distance of 880 linear yards (see diagram).

Started	440	to	540 linear yards
Intermediate	540	to	780 linear yards
Advanced	780	to	880 linear yards

Section 2. Course Layout.

The Freestanding Pen—The pen is used for holding the sheep at the beginning of the run and for penning the sheep at the end of the run.

The pen fence is of an inflexible, substantial material which is sufficiently high to hold the stock, prevent their escape and permit clear visibility for the sheep and dog. The size is 32 feet x 32 feet to 48 feet x 48 feet depending on the number of sheep used. The gate is located on one corner of the pen and must open easily. It may swing or be a panel that lifts out.

Exit from the Pen—Scoring for the pen begins when the handler opens the gate and ends when the last sheep or dog leaves the pen, whichever happens last. Before time begins, the handler and dog may walk around the pen in order to let the sheep become familiar with them. The dog may or may not be leashed. The handler may choose to enter the pen and walk through the flock.

The handler removes the lead from the dog before the gate is opened. The dog prevents the escape of the flock while the gate is being opened. The handler commands the dog to enter the pen, either by jumping in, or moving through the gate.

The handler will call the flock and set the sheep in motion with the aid of the dog. If the sheep do not begin the exit from the pen, the dog should move to assist in getting the flock started. Once the flock begins to move, the dog protects the sheep and fence from possible damage. The dog's position should not be so far into the gate opening that it stops or inhibits the smooth exit of the sheep. The flock should exit calmly and quietly through the gate without rushing. The dog follows the last sheep out of the pen.

If on exiting, the sheep fail to follow the handler, and if the handler deems it necessary, the dog may be called out of the pen to control the flock.

Re-Pen—Scoring begins approximately 20 feet before the pen and ends when the gate is closed. To return the flock to the pen, the handler leads the sheep a few steps into the pen and then stands by the gate on the outside of the pen. The dog takes a position outside the pen to

prevent any sheep from going past the gate. Should some sheep refuse to enter the pen, the dog may move along the flock to encourage forward movement. Once the sheep are moving, the dog returns to stand at the gate. The dog does not enter the pen. The handler closes the gate, which concludes the run.

Narrow Road—Scoring encompasses all work between the exit of an exercise and the 20-foot beginning marker for the next exercise. The narrow road connects all phases of the course and should be no less than $\frac{3}{4}$ of the length of the course. It can be a natural lane, a mowed path or marked by plowed furrows. It should be about 12 to 15 feet wide and have a proportion ($\frac{1}{3}$ in Started, $\frac{1}{2}$ in Intermediate and $\frac{2}{3}$ in Advanced) out in the open, at least 10 feet away from any fence line, in order to show the dog's ability to work both sides.

The dog works the side of the flock where the distractions and possible dangers may occur, where the stock could cause damage to crops or damage the property of others. The dog works on its own, without excessive, repeated commands from the handler. In Started, the dog may receive some verbal commands from the handler, but excessive commands are to be severely penalized. It is the handler's responsibility to direct the dog to change sides as necessary. This action must not cause the flock to slow down, speed up or leave the road.

The Bridge—Scoring begins approximately 20 feet before the bridge. Scoring ends when the last sheep or the dog leaves the bridge, whichever happens last.

If a preexisting bridge is not available, a freestanding substitute may be built. The bridge should be no longer than 21 feet, nor more than 12 feet wide. If the bridge has wings, they may be no wider than the width of the narrow road (approximately 12 to 15 feet) and the panels leading in no longer than approximately 8 feet.

The dog will stay on the most dangerous side of the bridge, close to the panel and will be sent to this position early enough to prevent sheep from going around the bridge. If all or part of the flock are not crossing, the dog may go back along the flock to encourage forward motion, guiding the sheep on to the bridge. Once the flock is moving, the dog returns to the wing to guard against sheep going around the bridge. After the flock has crossed over the bridge, the dog follows them over the bridge.

Pause (of the flock), Traffic Road—Scoring begins approximately 20 feet before the entrance onto the traffic road and ends when the last sheep leaves the traffic road. The flock is an integral part of the traffic pattern and travels on the right hand side of the road, the same as a car.

The traffic road must be at least 20 to 25 feet wide

Chapter 7, Section 2

with a clearly discernable boundary. This exercise is performed on a paved road, farm road, a lane or mowed path with sufficient width to safely accommodate a vehicle while passing the flock. The length of this road varies, depending upon the class. In the Started Class, with a parked vehicle, the road may be 100 yards long. The same holds true for the Intermediate Class, where the vehicle passes once. However, a minimum of 150 yards is required for the Advanced Class since the vehicle passes twice.

For the Pause, the dog is brought into a position in front of and facing the flock to stop their forward motion. The dog will hold the sheep from following the handler while he/she moves away from the flock, a few feet, to check for traffic. The handler returns to the flock, the dog resumes its work.

The handler guides the flock onto the road while the dog works the roadside. When there is no traffic, the flock may cover the entire traffic road. As the vehicle approaches the stock, the dog comes onto the road and moves the sheep to the right hand side of the road. As the vehicle passes, the dog works between the vehicle and the stock to provide sufficient room for the vehicle to pass while protecting the stock and keeping all the sheep from moving in front of the moving vehicle.

When the vehicle has passed the dog returns to the roadside and the sheep may use the entire width of the traffic road.

In the Started Level, the vehicle will be parked with the engine running or not at the clubs discretion. In Intermediate, the vehicle will pass once from the front of the flock. In Advanced, the vehicle will pass once from the front and once from the rear.

The Vehicle—The vehicle must be as quiet as possible and provide a maximum field of visibility for the driver. A golf cart is the preferred vehicle. A compact or sub-compact car or van is preferable to a farm tractor because of the noise of the tractor. Bicycles and motorcycles are prohibited.

For the Advanced Level, if a car or truck is used, there must be two people in it when moving. The car may not be driven faster than 5 mph. If a pick-up truck is used it may not have a canopy. A recognized motor vehicle department must license the driver.

Wide Graze—Scoring for both wide and narrow grazes begins approximately 20 feet before the graze and ends when the last sheep or the dog exits the graze area. The wide graze may be laid out in a meadow, a field of stubble, lawn or pasture. The wide graze areas may be adjacent or parallel to the narrow road. Depending on the natural features, the individual wide graze areas may be grouped

but need not be. Natural features such as a creek, a forest line, a strip of mown grass, a plowed furrow, sawdust or shavings may mark the boundaries of each area. The area must be free of fresh manure. Since no single graze area may be used more than three times, the number of wide graze areas will be determined by the number of dogs entered. Each area will have a width of 25 yards to 50 yards and a length of 50 yards to 75 yards. At the beginning of each run, the handler will be informed of the wide graze area to use (by number).

While clubs must make every effort to use natural grazing condition, should there be little or no forage, the seeding of the grazes with hay is then permitted. If a club must seed the graze area the following policies apply:

- *The hay should be distributed evenly throughout the graze area to simulate natural conditions as much as possible.*
- *No piles of hay should be within the graze or surrounding area.*
- *The graze area must be seeded prior to each run.*
- *The graze area may be used more than 3 times.*

The handler may lead the flock into the assigned graze area. Once the sheep are in the graze area, the handler moves to the inside edge of the graze boundary. The handler may position him/herself to be opposite the area the dog is working and move along the edge as needed. The handler may not walk among the sheep without penalty during the graze.

The dog will move to the graze boundary, where it will patrol or move as needed to keep the flock within the assigned area. The sheep should not be disturbed while grazing nor permitted to stray over the boundary of the assigned area.

The time for the wide graze is 8 to 12 minutes in the started class and 8 to 15 minutes in the Intermediate and Advanced classes, at the Judge's discretion, and must be consistent for each run in a class.

Narrow Graze (Advanced level only)—The dimensions of the narrow graze are 14 yards to a maximum of 20 yards, by 60 to 100 yards. Other than the size, the requirements of the narrow graze are the same as the wide graze.

While clubs must make every effort to use natural grazing condition, should there be little or no forage, the seeding of the grazes with hay is then permitted. If a club must seed the graze area the following policies apply:

- *The hay should be distributed evenly throughout the graze area to simulate natural conditions as much as possible.*
- *No piles of hay should be within the graze or surrounding area.*

Chapter 7, Section 2

- *The graze area must be seeded prior to each run.*
- *The graze area may be used more than 3 times.*

The handler guides the stock to the assigned graze area. The flock is to graze in the narrow space, which causes them to spread out lengthwise. The handler will stay on the edge of the grazing area, moving forward or backward to encourage the forward movement of the flock while the dog moves to the opposite side of the stock. If necessary, the dog may change sides, working the same side as the handler. Throughout the exercise, the dog does not disturb nor permit the flock to turn around, fan out or leave the grazing area.

Placement Before the Flock (Intermediate and Advanced only)—The handler will decide when this exercise will be performed and will so notify the Judge. The exercise demonstrates the dog's ability to be placed outside and inside the graze and to change the direction of the grazing sheep.

The handler sends the dog along the boundary to the head of the flock. At the handler's signal, the dog stands with its attention on the flock. The dog enters the graze and approaches the flock slowly. The approach is stopped three times with the dog standing, until the dog reaches the head of the flock. The last stop will be at the point where the dog is in contact with and turning the head of the flock. Once the flock has turned, the dog will exit the graze on command in the same area it used to enter the graze and returns to work.

Section 3. Levels

Started Level Course C—Description

Time Allowed: 30 Minutes

Directions: The distance for this course will be between 440 to 540 linear yards. The handler may assist the dog in removing the stock from pen, but may not touch the dog or stock without penalty once the stock have left the pen.

- 1) Exit from the pen.
- 2) Narrow road—connects all phases of work.
- 3) Bridge
- 4) Pause/Traffic
- 5) Wide Graze
- 6) Pen

Intermediate Level Course C—Description

Time Allowed: 45 Minutes

Directions: The distance for this course will be between 540 and 780 linear yards. The handler may not assist the dog in removing the stock from the pen and may not touch dog or stock without penalty.

- 1) Exit from the pen
- 2) Narrow road—connects all phases of work.
- 3) Bridge
- 4) Pause/Traffic
- 5) Wide graze
- 6) Placement before the flock
- 7) Pen

COURSE C

STARTED

Time: 30 minutes

INTERMEDIATE

Time: 45 minutes

STARTED & INTERMEDIATE

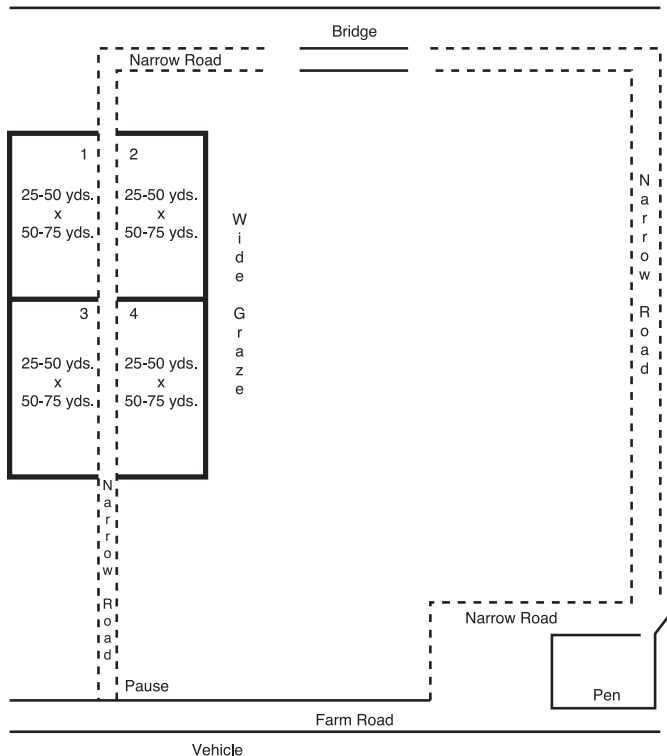
Length: 440 to 540 linear yards

Length: 540 to 780 linear yards

This course may be set up in any order, so long as all exercises and obstacles are included.

Graze area size depends on number of sheep used.

Grazing areas are to be numbered and their use rotated.



Chapter 7, Section 3

Advanced Level Course C—Description

Time Allowed: 45 Minutes

Directions: The distance for this course will be between 780 and 880 linear yards. The handler may not assist the dog in removing the stock from the pen and may not touch dog or stock without penalty.

- 1) Exit from the pen
- 2) Narrow road—connects all phases of work
- 3) Bridge
- 4) Pause/Traffic
- 5) Wide graze/Narrow graze
- 6) Placement before the flock
- 7) Pen

COURSE C

ADVANCED

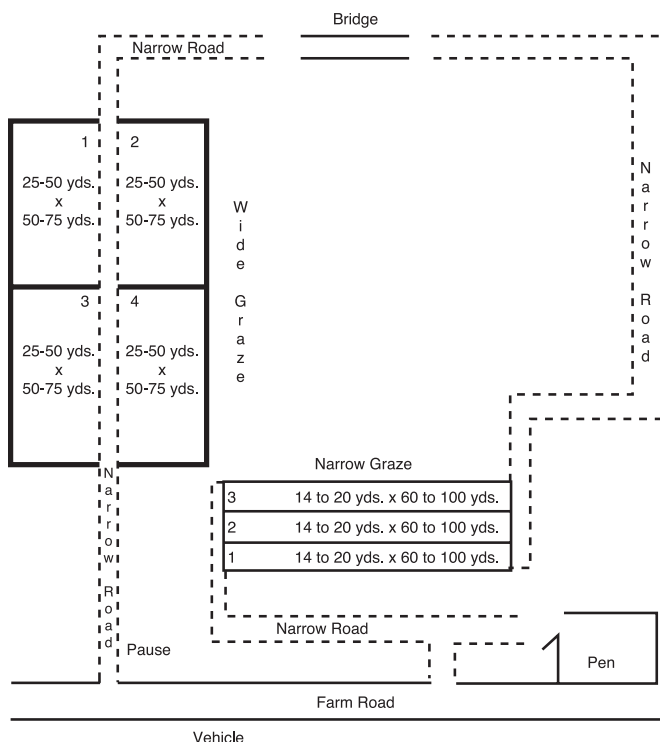
Time: 45 minutes Length: 780 to 880 linear yards

This course may be set up in any order, so long as all exercises and obstacles are included.

Graze area size depends on number of sheep used.

7 to 8 yards x 60 to 100 yards is an adequate narrow graze area for 20 sheep.

Grazing areas are to be numbered and their use rotated.



Section 4. Judging Course C.

SUGGESTED SCORING

Points will be deducted in 1/2 or whole point increments only. Scoring indicating point loss for the stock “speeding up and fanning out” refers to excess, not to any slight quickening of pace.

Scoring is for the actual obstacle, which is marked using a visible safe material indicating the beginning (approximately 20 feet before the obstacle) and ending as the sheep or dog exit, the obstacle. The rest of the scoring is under Narrow Road.

In all exercises and obstacles, a dog, which responds independently, and properly to a problem, which arises, will receive a higher score than a dog, which must be directed by the handler.

A. Exit from the pen

1. Up to 2 points deducted if the flock escape the pen while the handler is opening the gate.
2. Up to 2 points deducted for the dog not entering the pen on command or not jumping in if commanded to do so.
3. Up to 2 points deducted for disturbing the flock upon entering the pen.
4. Up to 2 points deducted for stock hitting, banging or crowding the gate.
5. Up to 2 points deducted for the dog leaving the pen before the last sheep, unless directed by the handler.
6. Up to 10 points deducted when the dog fails to respond to situations on its own initiative.
7. (Re-pen) Up to 2 points deducted for the dog quitting before all the sheep have entered the pen.

B. Narrow Road

1. Up to 1 point deducted for stopping the sheep at undesignated places during their forward motion.
2. Up to 2 points deducted for the dog not working the complete length of the stock when necessary.
3. Up to 2 points deducted if the dog does not change sides when commanded.
4. Up to 3 points deducted for the dog splitting the flock.
5. Up to 3 points deducted for the dog causing the stock to speed up or fan out.
6. Up to 5 points deducted for the dog being off contact at an excessive distance from the sheep.

Chapter 7, Section 4

7. Up to 5 points deducted for the flock off the road (off-line).
8. Up to 5 points deducted if the movement of the stock is not peaceful because of concern about the dog's presence (crowding one another, packed tightly, nervous).
9. Up to 10 points deducted if the dog fails to guide the flock using its own initiative.

C. Pause

1. Up to 2 points deducted for the dog being unable to stop the stock.
2. Up to 2 points deducted if the dog fails to hold the flock.
3. Up to 3 points deducted for the flock not settling.

D. Traffic

1. Up to 2 points deducted for the vehicle having to slow down due to dog or sheep.
2. Up to 10 points may be deducted if the dog runs around the vehicle.
3. Up to 5 points deducted if the stock stops its forward movement.
4. Up to 3 points deducted for dog failing to make room for the car.
5. Up to 1 point deducted for the dog not working the entire flock on traffic road.

E. Wide and Narrow Grazes

1. Up to 3 points deducted for the dog working inside the line, too close to the flock.
2. Up to 3 points deducted for the dog working too far outside the line.
3. Up to 10 points deducted if the dog causes or allows the flock to split or leave the graze area.
4. Up to 10 points deducted for the dog disturbing the stock and preventing it from grazing.
5. Up to 10 points deducted for the handler out of position.
6. Up to 10 points deducted for the dog constantly going around the graze.
7. Up to 10 points deducted if the dog fails to work on its own initiative.

F. Placement Before the Flock

(Intermediate/Advanced)

1. Up to 2 points deducted for the dog not stopping promptly.
2. Up to 3 points deducted for the dog disturbing the flock while being sent for the placement.
3. Up to 3 points deducted if the dog does not exit on the same boundary as it entered.
4. Up to 10 points deducted if the handler is unable to send the dog for the placement.

G. Bridge

1. Up to 2 points deducted for disturbing the stock while they are entering or exiting.
2. Up to 2 points deducted for the dog breaking its stay while guarding the bridge wing, unless commanded by the handler or if the sheep have refused to cross the bridge.
3. Up to 2 points deducted for the dog crossing the bridge before all the sheep pass.
4. Up to 10 points deducted for the stock not crossing over the bridge or going around it.

H. General Deductions

1. Up to 5 points deducted for touching the dog or sheep.
2. Up to 5 points deducted or removed from course for an unacceptable grip. The dog must be excused for an abusive grip.
3. Up to 5 points deducted if the dog marks the course.
4. Up to 8 points deducted if stock does not respect dog.
5. Up to 10 points deducted if the dog needs repeated commands to perform tasks.
6. Up to 10 points deducted if the dog fails to control situations on its own initiative.

Maximum points available:

Course C—All Levels—100 points

1. Exit from Pen and Re-Pen	15
2. Narrow Road	20
3. Bridge	10
4. Pause/Traffic	20
5. Graze (Int. and Adv.)	25
(Started)	35
6. Placement (Int. and Adv.)	10
TOTAL	100

In order to receive a qualifying score in any level, a dog must have a total of at least 60 points, provided none of the above point categories are scored at less than 1/2 of the available points.

CHAPTER VIII

FARM DOG CERTIFIED (FDC) TEST REGULATIONS

Section 1. Purpose. The FDC test is designed to assess the overall conduct of a dog in a typical farm environment. The dog must demonstrate self-control when exposed to livestock and other unique sights, sounds and scents. The dog must exhibit confidence and a willingness to comply with instructions when confronted with a variety of situations. The FDC test is not intended to confer herding ability, but rather a foundation of self-control and biddability beneficial to all working dogs.

Section 2. Regulations. All Herding Regulations will apply to FDC tests unless otherwise specified in this Chapter.

Section 3. The FDC Test. There are twelve elements to the FDC test. Dogs must successfully complete all twelve elements to pass the test. If a dog does not complete an element on its first attempt, it may try a second time. If it does not complete the element of its second attempt, it shall fail that element. The FDC test is non-competitive. Dogs shall be on leash while on the test site unless confined to a crate, kennel or vehicle. The judge may discontinue testing if he/she determines the dog is too fearful or under duress to perform the required elements.

Section 4. Eligibility of Dogs to Enter FDC Test. The FDC test is open to all dogs at least 9 months of age that are individually registered with the AKC, recorded in the FSS program, dogs with PAL numbers or dogs enrolled in the AKC Canine Partners program. Clubs may not limit the test to certain breeds except at a specialty club event which is limited to the specialty club's breed or a Group club may limit its event to breeds in its Group. Females in season may not enter. Dogs with physical challenges (including amputees) are eligible to enter provided, in the opinion of the judge, they display no signs of physical discomfort and can safely complete the test. A dog may enter only once per event. An event is defined by an event number.

Section 5. Clubs That May Hold FDC Tests. All clubs currently licensed to hold AKC Herding Tests/Trials will be allowed to hold FDC tests. The FDC test can be held as a class at a herding test or trial or may be held as a stand-alone event. Clubs may hold only one FDC class per event, as defined by an event number.

Clubs not licensed for herding may be approved to hold FDC tests in unique situations. In this case, a special FDC test application form must be submitted to the Performance Events Department.

Section 6. Ribbons and Rosettes. Clubs holding a FDC test shall offer a ribbon or rosette to each dog that passes the test. Each ribbon or rosette shall be at least two inches wide and approximately eight inches long and shall bear on its face a facsimile of the seal of the AKC, the words “Farm Dog Certification Test,” “Qualifying,” and the name of the test giving club. Ribbons or rosettes shall be a dark green in color, and rosettes shall have a white center streamer and white button. Additional information such as date and location may appear on the ribbon/rosette or may be affixed on the back with labels.

Section 7. Close of Entries for FDC Test. Clubs may at their option choose to accept day of test entries. If the clubs allows day of test entries, it shall be specified in the event premium.

Section 8. FDC Test Course/Equipment. The test elements require a variety of obstacles. The host club should carefully review each element to insure the proper obstacles have been assembled prior to the start of the test. A complete description of the general test requirements and the test elements can be found on the AKC herding website.

Section 9. Submission of Results. Entries in the FDC test shall be included on the Event Secretary’s Report that is submitted to the AKC. Results of the FDC test shall be submitted on a form which will be included in the event kit.

Section 10. Title. If a dog passes the FDC test on two occasions, the owner may apply for the suffix Farm Dog Certified (FDC) title by submitting a FDC title application and a nominal processing fee. The title application form is available for download from the AKC website. Clubs are encouraged to have the title application form available at the test. Once verified, the FDC title will be applied to the dog’s record and will appear on the dog’s AKC pedigree.

GLOSSARY OF HERDING TERMS

ATTEMPT: When the livestock crosses the plane of the obstacle.

BALANCE: The point, usually opposite the handler, in which the dog has the most influence on the stock, to control the behavior of the stock and move them in the desired direction.

COME-BYE/GO-BYE: A command to move the dog clockwise around the livestock—to circle to the left.

COURSE: A designated pattern of obstacles through which a handler directs the dog.

DRIVING: Moving the stock away from the handler. When driving, the dog is usually positioned between the stock and the handler.

FETCHING: Moving the stock toward the handler. When fetching, the dog is usually positioned so that the stock are between it and the handler.

FLANKING: Circling the sheep from the right or left to keep them in a group or change their direction.

FLIGHT ZONE: An invisible area around a group of stock into which a dog cannot pass without causing the stock to feel threatened and attempt to escape from the dog.

FLOCKING: The tendency of the stock to instinctively cluster together in a compact group that functions as a unit. Generally, cattle do not have a strong flocking tendency.

GATHER: The dog collects the sheep from their scattered grazing positions into a compact group.

GRAZE: Allowing the stock time to settle and feed in a designated area.

HANDLER'S POST: Point at which the handler and dog begin the run.

HEAVY STOCK: Stock that requires a great deal of pressure from the dog in order to be moved.

HERDING INSTINCT: The inherited balance in a dog's temperament, between the predatory drive and the dog's submission to its master. The stronger the herding instinct, the stronger must be the desire to comply with the commands of the handler.

HOLDING PEN: The pen on the outside of the course where the stock are kept before and after their use on the course.

LIFT: The moment the dog reaches the opposite side of the stock and moves them directly toward the handler.

Also, the moment between the outrun and start of the fetch.

LIGHT STOCK: Stock that are moved with slight pressure from the dog and have a flight zone a substantial distance from them.

OBSTACLES: Objects placed in strategic locations to make up a trial course.

OFF CONTACT: When the dog loses control of the stock, either by being too far away or by losing concentration.

OUTRUN/CAST: The dog runs in an arc to move from the handler to the balance point on the far side of the stock in order to move the stock back to the handler. A pear-shaped or semi-circular course taken by the dog to get to the far side of the flock without alarming them.

PEN/RE-PEN: To put the stock into a specified holding area.

PENALTIES (To be noted in the Judges' Book):

RETIRE: At the request of the handler, the run is ended.

REMOVE FROM THE RING: A Judge's decision to end the run because the dog is lame, sick, unproductive, etc.

EXCUSE: A Judge's decision to end the run because the dog is attacking or attempting to attack the stock or gripping abusively. A separate report is made to AKC when a dog is excused. When a dog has been excused three times, the owner is advised by AKC that the dog is no longer eligible to be entered in AKC Herding events until the dog has been successfully re-evaluated.

DISQUALIFIED: A Judge's decision to end the run because the dog has attacked or attempted to attack a person. A dog which is disqualified is no longer eligible to enter any AKC event, and the dog is not eligible to be entered unless and until, following application by the owner to The American Kennel Club, the owner has received official notification that the dog's eligibility has been reinstated.

PRESSURE/POWER: The influence of the dog's presence on the stock. The authority of the dog's character. The extent of this latent force within a dog will determine the behavior of stock and their flight zone for that particular dog.

PRESSURE POINT: The exact position and distance the dog needs to be at in order to move livestock in the desired direction. This position is directly influenced by the livestock's natural inclination to be drawn to the pen from which they were released, a gate to pasture, a known food source, other livestock or a water source if they are thirsty.

READ: The ability of the handler to understand and anticipate the thoughts of the stock and/or the dog in order to maintain control over both. The ability of the dog to anticipate the behavior of the stock.

RUN: Each individual dog's trial performance.

SETTLE: Allowing the stock time to calm and adjust to the situation.

SHED: The dog separating the livestock and holding a group or individual for a specific length of time. Separating certain animals from the flock or herd.

TENDING: The supervision of the flock by the dog while the flock is grazing. A style of herding used when pastures are unfenced and the dog serves as a living fence.

THAT WILL DO: The command releasing the dog from his work.

WALK ON: A command for the dog to walk toward the sheep.

WAY TO ME: A command to move the dog counterclockwise around the livestock— to circle to the right.

WEARING: When the dog holds the flock up against the handler by running back and forth on the opposite side. The dog will bring the sheep after the handler wherever the handler walks without additional commands. It is also used to mean holding back animals that have been separated from the main flock.

AKC CODE OF SPORTSMANSHIP

PREFACE: The sport of purebred dog competitive events dates prior to 1884, the year of AKC's birth. Shared values of those involved in the sport include principles of sportsmanship. They are practiced in all sectors of our sport: conformation, performance and companion. Many believe that these principles of sportsmanship are the prime reason why our sport has thrived for over one hundred years. With the belief that it is useful to periodically articulate the fundamentals of our sport, this code is presented.

- Sportsmen respect the history, traditions and integrity of the sport of purebred dogs.
- Sportsmen commit themselves to values of fair play, honesty, courtesy, and vigorous competition, as well as winning and losing with grace.
- Sportsmen refuse to compromise their commitment and obligation to the sport of purebred dogs by injecting personal advantage or consideration into their decisions or behavior.
- The sportsman judge judges only on the merits of the dogs and considers no other factors.
- The sportsman judge or exhibitor accepts constructive criticism.
- The sportsman exhibitor declines to enter or exhibit under a judge where it might reasonably appear that the judge's placements could be based on something other than the merits of the dogs.
- The sportsman exhibitor refuses to compromise the impartiality of a judge.
- The sportsman respects the AKC bylaws, rules, regulations and policies governing the sport of purebred dogs.
- Sportsmen find that vigorous competition and civility are not inconsistent and are able to appreciate the merit of their competition and the effort of competitors.
- Sportsmen welcome, encourage and support newcomers to the sport.
- Sportsmen will deal fairly with all those who trade with them.
- Sportsmen are willing to share honest and open appraisals of both the strengths and weaknesses of their breeding stock.
- Sportsmen spurn any opportunity to take personal advantage of positions offered or bestowed upon them.
- Sportsmen always consider as paramount the welfare of their dog.
- Sportsmen refuse to embarrass the sport, the American Kennel Club, or themselves while taking part in the sport.

AKC HERDING REGULATIONS

Complete text of booklet available at: www.akc.org

To order booklet(s), contact AKC at:

The American Kennel Club
8051 Arco Corporate Drive, Suite 100
Raleigh, NC 27617-3390
(919) 233-9767

Email: orderdesk@akc.org

© 2016 The American Kennel Club